













## 2019 Week 9 Midwest Athletic Conference Cumulative Football Statistics

Prepared by Robb Hemmelgarn

### Season Records

	School	MAC		OVERALL	
	Coldwater	6	1	8	1
	Anna	6	1	8	1
	Minster	6	1	8	1
	Marion Local	6	1	7	2
	New Bremen	5	2	7	2
	Versailles	2	5	3	6
	Fort Recovery	2	5	3	6
	Parkway	1	6	3	6
	St. Henry	1	6	1	8
	Delphos St. John's	0	7	1	7



**2019 Midwest Athletic Conference Football Statistics - Week 9**

**TEAM OFFENSE**

***TEAM RUSHING OFFENSE***

School	Attempts	Yards	Yards/Game	Yards/Carry	TD
Anna	314	<b>2719</b>	302.11	8.66	44
New Bremen	365	<b>2411</b>	267.89	6.61	29
Minster	326	<b>1979</b>	219.89	6.07	27
Coldwater	237	<b>1695</b>	188.33	7.15	28
Marion Local	306	<b>1594</b>	177.11	5.21	28
Parkway	272	<b>1400</b>	155.56	5.15	17
Versailles	291	<b>1206</b>	134.00	4.14	16
St. Henry	316	<b>1163</b>	129.22	3.68	11
St. John's	229	<b>972</b>	108.00	4.24	12
Ft. Recovery	247	<b>816</b>	90.67	3.30	9

***TEAM PASSING OFFENSE***

School	Comp.	Att.	Percentage	TD	INT	Yards	Yards/Game
Ft. Recovery	120	205	58.5%	17	6	<b>1926</b>	214.00
Coldwater	125	198	63.1%	19	3	<b>1728</b>	192.00
Minster	109	147	74.1%	17	3	<b>1466</b>	162.89
Marion Local	70	130	53.8%	9	10	<b>1260</b>	140.00
Versailles	103	208	49.5%	8	9	<b>1240</b>	137.78
Parkway	107	177	60.5%	12	8	<b>1216</b>	135.11
St. John's	96	176	54.5%	4	13	<b>941</b>	104.56
St. Henry	69	155	44.5%	4	10	<b>932</b>	103.56
Anna	73	107	68.2%	11	3	<b>922</b>	102.44
New Bremen	42	91	46.2%	6	2	<b>616</b>	68.44

### **TEAM TOTAL OFFENSE**

<b>School</b>	<b>Rushing</b>	<b>Passing</b>	<b>Total Yards</b>	<b>Yards/Game</b>
Anna	2719	922	<b>3641</b>	404.56
Minster	1979	1466	<b>3445</b>	382.78
Coldwater	1695	1728	<b>3423</b>	380.33
New Bremen	2411	616	<b>3027</b>	336.33
Marion Local	1594	1260	<b>2854</b>	317.11
Ft. Recovery	816	1926	<b>2742</b>	304.67
Parkway	1400	1216	<b>2616</b>	290.67
Versailles	1206	1240	<b>2446</b>	271.78
St. Henry	1163	932	<b>2095</b>	232.78
St. John's	972	941	<b>1913</b>	212.56

### **SCORING OFFENSE**

<b>School</b>	<b>Points</b>	<b>Points/Game</b>
Anna	397	<b>44.11</b>
Coldwater	350	<b>38.89</b>
Minster	305	<b>33.89</b>
Marion Local	281	<b>31.22</b>
New Bremen	260	<b>28.89</b>
Parkway	209	<b>23.22</b>
Ft. Recovery	193	<b>21.44</b>
Versailles	179	<b>19.89</b>
St. John's	123	<b>13.67</b>
St. Henry	107	<b>11.89</b>

### **MARGIN OF VICTORY**

	<b>Points Scored</b>	<b>Ave.</b>	<b>Points Allowed</b>	<b>Ave.</b>	<b>Margin</b>
Anna	397	<b>44.11</b>	116	<b>12.89</b>	<b>31.22</b>
Coldwater	350	<b>38.89</b>	141	<b>15.67</b>	<b>23.22</b>
Marion Local	281	<b>31.22</b>	100	<b>11.11</b>	<b>20.11</b>
Minster	305	<b>33.89</b>	162	<b>18.00</b>	<b>15.89</b>
New Bremen	260	<b>28.89</b>	186	<b>20.67</b>	<b>8.22</b>
Versailles	179	<b>19.89</b>	255	<b>28.33</b>	<b>-8.44</b>
Fort Recovery	193	<b>21.44</b>	270	<b>30.00</b>	<b>-8.56</b>
Parkway	209	<b>23.22</b>	295	<b>32.78</b>	<b>-9.56</b>
Delphos St. Johns	123	<b>13.67</b>	315	<b>35.00</b>	<b>-21.33</b>
St. Henry	107	<b>11.89</b>	320	<b>35.56</b>	<b>-23.67</b>

# TEAM DEFENSE

## TEAM RUSHING DEFENSE

School	Attempts	Yards	Yards/Game	Yards/Carry	TD
Marion Local	261	856	95.11	3.28	5
Minster	249	1068	118.67	4.29	12
New Bremen	259	1135	126.11	4.38	16
Coldwater	275	1193	132.56	4.34	15
Anna	317	1309	145.44	4.13	13
St. John's	331	1713	190.33	5.18	31
Parkway	322	1836	204.00	5.70	26
Ft. Recovery	331	1888	209.78	5.70	27
Versailles	293	1898	210.89	6.48	23
St. Henry	286	2007	223.00	7.02	33

## TEAM PASSING DEFENSE

School	Comp.	Att.	Percentage	TD	INT	Yards	Yards/Game
Anna	74	170	43.5%	2	8	957	106.33
Marion Local	87	161	54.0%	8	7	974	108.22
Versailles	72	142	50.7%	8	4	995	110.56
Ft. Recovery	66	116	56.9%	11	8	1033	114.78
Coldwater	85	186	45.7%	5	6	1125	125.00
New Bremen	118	198	59.6%	9	8	1259	139.89
St. Henry	88	143	61.5%	10	5	1305	145.00
Minster	117	193	60.6%	11	9	1398	155.33
Parkway	86	145	59.3%	16	4	1472	163.56
St. John's	97	164	59.1%	15	5	1525	169.44

### **TEAM TOTAL DEFENSE**

<b>School</b>	<b>Rushing</b>	<b>Passing</b>	<b>Total Yards</b>	<b>Yards/Game</b>
<b>Marion Local</b>	856	974	<b>1830</b>	203.33
<b>Anna</b>	1309	957	<b>2266</b>	251.78
<b>Coldwater</b>	1193	1125	<b>2318</b>	257.56
<b>New Bremen</b>	1135	1259	<b>2394</b>	266.00
<b>Minster</b>	1068	1398	<b>2466</b>	274.00
<b>Versailles</b>	1898	995	<b>2893</b>	321.44
<b>Ft. Recovery</b>	1888	1033	<b>2921</b>	324.56
<b>St. John's</b>	1713	1525	<b>3238</b>	359.78
<b>Parkway</b>	1836	1472	<b>3308</b>	367.56
<b>St. Henry</b>	2007	1305	<b>3312</b>	368.00

### **SCORING DEFENSE**

<b>School</b>	<b>Points Allowed</b>	<b>Points All./Game</b>
<b>Marion Local</b>	100	<b>11.11</b>
<b>Anna</b>	116	<b>12.89</b>
<b>Coldwater</b>	141	<b>15.67</b>
<b>Minster</b>	162	<b>18.00</b>
<b>New Bremen</b>	186	<b>20.67</b>
<b>Versailles</b>	255	<b>28.33</b>
<b>Ft. Recovery</b>	270	<b>30.00</b>
<b>Parkway</b>	295	<b>32.78</b>
<b>St. John's</b>	315	<b>35.00</b>
<b>St. Henry</b>	320	<b>35.56</b>

# PENALTIES AND TURNOVERS

## *PENALTIES*

School	Number	Yards
Marion Local	23	207
Anna	33	226
Versailles	29	247
New Bremen	34	285
Ft. Recovery	32	293
St. Henry	38	310
Coldwater	37	347
Minster	42	350
St. John's	50	414
Parkway	42	430

## *TURNOVER RATIO*

School	FL	INT Lost	FR	INT Gain	Plus/Minus
Minster	2	3	10	9	Plus 14
Anna	5	3	10	8	Plus 10
New Bremen	4	2	3	8	Plus 5
Coldwater	4	3	5	6	Plus 4
Parkway	2	8	5	4	Minus 1
Marion Local	6	10	8	7	Minus 1
St. John's	7	10	8	5	Minus 4
St. Henry	3	10	4	5	Minus 4
Ft. Recovery	9	6	2	8	Minus 5
Versailles	7	9	3	4	Minus 9



## INDIVIDUAL OFFENSE

### INDIVIDUAL RUSHING (Top 10)

Name	School	Attempts	Yards	Yards/Carry	TD
Riley Huelskamp	ANNA	149	1397	9.38	23
Alex Schmitmeyer	MIN	225	1392	6.19	17
Bart Bixler	ANNA	110	944	8.58	18
Mitchell Hays	NB	123	859	6.98	12
Jake Hemmelgarn	CW	95	769	8.09	14
KJ Jacobs	SH	189	748	3.96	6
Nick Hawk	PW	118	728	6.17	9
Zach Bertke	NB	103	666	6.47	6
Brandon Fleck	ML	96	632	6.58	8
Derek Jutte	FR	114	591	5.18	4
Wyatt Dicke	NB	72	556	7.72	6

### INDIVIDUAL PASSING (Top 10)

Name	School	Completions	Attempts	Yards	Yards/Comp.	TD	INT
Clay Schmitz	FR	118	191	1906	16.15	17	6
Jake Hemmelgarn	CW	124	189	1691	13.64	18	3
Jacob Niemeyer	MIN	108	146	1463	13.55	16	3
Ryan Martin	VER	103	201	1240	12.04	8	9
Kyle Muhlenkamp	ML	68	121	1239	18.22	9	10
Eli Rich	PW	106	175	1203	11.35	12	8
Bart Bixler	ANNA	69	100	922	13.36	10	3
Andrew Lange	SH	63	144	851	13.51	4	9
Brady Parrish	DSJ	49	89	491	10.02	1	5
Mitchell Hays	NB	30	74	385	12.83	4	2

### ***INDIVIDUAL RECEIVING (Top 10)***

<b>Name</b>	<b>School</b>	<b>Receptions</b>	<b>Yards</b>	<b>Average</b>	<b>TD</b>
<b>Trent Roetgerman</b>	MIN	41	<b>746</b>	18.20	11
<b>Charles Huelsman</b>	ML	32	<b>618</b>	19.31	6
<b>Gavin Thobe</b>	FR	33	<b>579</b>	17.55	9
<b>Regan Martin</b>	FR	32	<b>538</b>	16.81	4
<b>Noah Miller</b>	CW	33	<b>469</b>	14.21	4
<b>Peyton Otte</b>	ML	25	<b>458</b>	18.32	2
<b>Jason Luth</b>	PW	31	<b>443</b>	14.29	3
<b>Caleb Kinney</b>	PW	36	<b>416</b>	11.56	5
<b>Eli McEldowney</b>	VER	29	<b>402</b>	13.86	1
<b>Kamren Steward</b>	ANNA	29	<b>394</b>	13.59	2

### ***INDIVIDUAL SCORING (Top 10)***

<b>Name</b>	<b>School</b>	<b>2-Pt Conversions</b>	<b>FG</b>	<b>PAT</b>	<b>TD</b>	<b>Total</b>
<b>Riley Huelskamp</b>	ANNA	0	0	0	24	<b>144</b>
<b>Bart Bixler</b>	ANNA	0	0	0	18	<b>108</b>
<b>Alex Schmitmeyer</b>	MIN	0	0	0	17	<b>102</b>
<b>Jake Hemmelgarn</b>	CW	0	0	0	14	<b>84</b>
<b>Nick Hawk</b>	PW	1	0	0	13	<b>80</b>
<b>Mitchell Hays</b>	NB	0	0	0	12	<b>72</b>
<b>Gavin Thobe</b>	FR	0	0	0	12	<b>72</b>
<b>Jacob Niemeyer</b>	MIN	2	0	0	11	<b>70</b>
<b>Trent Roetgerman</b>	MIN	0	0	0	11	<b>66</b>
<b>Grant Meier</b>	ML	0	0	0	10	<b>60</b>



# INDIVIDUAL DEFENSE

## *TACKLES (Top 10)*

Name	School	Tackles
Mitchell Pugh	FR	97
Jason Luth	PW	86
Brendan Etcorn	PW	85
Nathan Wagner	VER	75
Russell Klosterman	CW	73
Isaac Egbert	ANNA	70
Owen Lefeld	SH	70
Nathan Grieshop	CW	66
Kamren Steward	ANNA	62
Jordan Browns	DSJ	62
Josh Hrycko	CW	57

## *INTERCEPTIONS (Top 10)*

Name	School	Interceptions	TD
Kody Richard	MIN	4	0
Charles Huelsman	ML	2	0
Andrew Lange	SH	2	0
Will Broering	CW	2	0
Alex Schmitmeyer	MIN	2	0
Peyton Otte	ML	2	0
Brendan Bornhorst	MIN	2	0
Mitchell Hays	NB	2	0
Jacob Acheson	FR	2	0
Zach Bertke	NB	2	0
Regan Martin	FR	2	0

### **FUMBLE RECOVERIES (Top 10)**

<b>Name</b>	<b>School</b>	<b>Recoveries</b>	<b>TD</b>
Jordan Brown	DSJ	3	0
Zach Bertke	NB	3	0
Alex Knapke	CW	2	0
Nathan Ungruhn	ML	2	0
Ben Kovacs	ANNA	2	0
Adam Ketner	MIN	2	0
Malachi Minnich	ANNA	2	0
Jaden Lange	SH	2	0
Josh Hrycko	CW	2	0
Wyatt Dicke	NB	2	0
Matt Everman	ML	2	0
Isaac Lininger	ANNA	2	0

### **SACKS (Top 10)**

<b>Name</b>	<b>School</b>	<b>Sacks</b>
Matt Everman	ML	11
Trent Pleiman	ML	5
Josh Hrycko	CW	4.5
Blake Dippold	CW	4
Blake Siefring	CW	4
Evan Poeppelman	ANNA	4
Zach Bertke	NB	4
Malachi Minnich	ANNA	4
Ryan Paul	NB	3
Isaac Ontrop	SH	3
Nick Hawk	PW	3
Wil Luthman	ANNA	3

# INDIVIDUAL KICKING

## *PUNTING (Top 10)*

Name	School	Number	Yards	Average
Bryan Falk	MIN	3	128	42.67
Wil Luthman	ANNA	14	557	39.79
Trent Roetgerman	MIN	13	498	38.31
Brandon Fleck	ML	13	487	37.46
Corey Walls	PW	32	1149	35.91
Eli McEldowney	VER	24	829	34.54
Josh Muhelinkamp	FR	27	915	33.89
Nolan Bornhorst	NB	24	784	32.67
Nick Bailey	CW	13	424	32.62
Brady Grothaus	DSJ	36	1168	32.44
Isaac Ontrop	SH	42	1351	32.17

## *KICK SCORING (Top 10)*

Name	School	PAT Made	FG Made	Points
Zach Ambos	ANNA	52	1	55
Alex Klosterman	ML	34	3	43
Blake Dippold	CW	36	1	39
Owen Gabel	NB	29	3	38
Bryan Falk	MIN	32	1	35
Cobe Wendel	FR	18	3	27
Wes Bruns	VER	16	1	19
Corey Walls	PW	17	0	17
Logan Lefeld	SH	14	1	15
Mark Wrasman	DSJ	15	0	15

# RETURNS

## *PUNT RETURNS (Top 10)*

Name	School	Number	Yards	Average	TD
Peyton Otte	ML	18	270	15.00	0
Riley Huelskamp	ANNA	12	130	10.83	0
Riley Pearson	FR	5	81	16.20	0
Michael Stammen	VER	3	59	19.67	0
Devin Lindeman	DSJ	7	53	7.57	0
Justin Felver	PW	5	52	10.40	0
Isaac Lininger	ANNA	3	50	16.67	0
Zach Bertke	NB	8	48	6.00	0
Zach McKibben	CW	10	40	4.00	0
Josh Hrycko	CW	1	35	35.00	1
Mitchell Hays	NB	8	35	4.38	0

## *KICKOFF RETURNS (Top 10)*

Name	School	Number	Yards	Average	TD
Eli McEldowney	VER	26	564	21.69	2
Zach Bertke	NB	19	484	25.47	1
Riley Pearson	FR	23	439	19.09	0
Zach McKibben	CW	13	438	33.69	2
Nick Hawk	PW	14	438	31.29	1
Devin Lindeman	DSJ	21	382	18.19	0
Issac Fairchild	DSJ	17	275	16.18	0
Peyton Otte	ML	8	243	30.38	1
Brendan Borhorst	MIN	9	203	22.56	0
Carter Ontrop	SH	13	202	15.54	0