













## 2019 Week 8 Midwest Athletic Conference Cumulative Football Statistics

Prepared by Robb Hemmelgarn

### Season Records

	School	MAC		OVERALL	
	Coldwater	5	1	7	1
	Anna	5	1	7	1
	Minster	5	1	7	1
	Marion Local	5	1	6	2
	New Bremen	4	2	6	2
	Versailles	2	4	3	5
	Fort Recovery	2	4	3	5
	Parkway	1	5	3	5
	St. Henry	1	5	1	7
	Delphos St. John's	0	5	1	6



2019 Midwest Athletic Conference Football Statistics - Week 8

**TEAM OFFENSE**

**TEAM RUSHING OFFENSE**

School	Attempts	Yards	Yards/Game	Yards/Carry	TD
Anna	272	2330	291.25	8.57	38
New Bremen	327	2248	281.00	6.87	26
Minster	295	1631	203.88	5.53	23
Marion Local	276	1488	186.00	5.39	27
Coldwater	209	1451	181.38	6.94	22
Parkway	239	1177	147.13	4.92	14
Versailles	256	1066	133.25	4.16	14
St. Henry	289	979	122.38	3.39	10
Ft. Recovery	222	859	107.38	3.87	9
St. John's	207	859	107.38	4.15	11

**TEAM PASSING OFFENSE**

School	Comp.	Att.	Percentage	TD	INT	Yards	Yards/Game
Ft. Recovery	109	186	58.6%	16	6	1841	230.13
Coldwater	111	181	61.3%	18	3	1534	191.75
Minster	98	131	74.8%	15	3	1261	157.63
Parkway	94	156	60.3%	11	8	1124	140.50
Marion Local	65	117	55.6%	6	9	1110	138.75
Versailles	86	178	48.3%	7	9	1050	131.25
St. John's	95	165	57.6%	4	10	933	116.63
Anna	65	89	73.0%	10	3	892	111.50
St. Henry	61	139	43.9%	3	10	843	105.38
New Bremen	32	79	40.5%	4	2	429	53.63

### **TEAM TOTAL OFFENSE**

<b>School</b>	<b>Rushing</b>	<b>Passing</b>	<b>Total Yards</b>	<b>Yards/Game</b>
Anna	2330	892	<b>3222</b>	402.75
Coldwater	1451	1534	<b>2985</b>	373.13
Minster	1631	1261	<b>2892</b>	361.50
Ft. Recovery	859	1841	<b>2700</b>	337.50
New Bremen	2248	429	<b>2677</b>	334.63
Marion Local	1488	1110	<b>2598</b>	324.75
Parkway	1177	1124	<b>2301</b>	287.63
Versailles	1066	1050	<b>2116</b>	264.50
St. Henry	979	843	<b>1822</b>	227.75
St. John's	859	933	<b>1792</b>	224.00

### **SCORING OFFENSE**

<b>School</b>	<b>Points</b>	<b>Points/Game</b>
Anna	348	<b>43.50</b>
Coldwater	301	<b>37.63</b>
Minster	263	<b>32.88</b>
Marion Local	245	<b>30.63</b>
New Bremen	219	<b>27.38</b>
Ft. Recovery	186	<b>23.25</b>
Parkway	181	<b>22.63</b>
Versailles	159	<b>19.88</b>
St. Henry	93	<b>11.63</b>
St. John's	75	<b>9.38</b>

### **MARGIN OF VICTORY**

	<b>Points Scored</b>	<b>Ave.</b>	<b>Points Allowed</b>	<b>Ave.</b>	<b>Margin</b>
Anna	348	<b>43.50</b>	88	<b>11.00</b>	<b>32.50</b>
Coldwater	301	<b>37.63</b>	127	<b>15.88</b>	<b>21.75</b>
Marion Local	245	<b>30.63</b>	93	<b>11.63</b>	<b>19.00</b>
Minster	263	<b>32.88</b>	142	<b>17.75</b>	<b>15.13</b>
New Bremen	219	<b>27.38</b>	173	<b>21.63</b>	<b>5.75</b>
Fort Recovery	186	<b>23.25</b>	234	<b>29.25</b>	<b>-6.00</b>
Versailles	159	<b>19.88</b>	213	<b>26.63</b>	<b>-6.75</b>
Parkway	181	<b>22.63</b>	246	<b>30.75</b>	<b>-8.13</b>
Delphos St. Johns	110	<b>13.75</b>	274	<b>34.25</b>	<b>-20.50</b>
St. Henry	93	<b>11.63</b>	271	<b>33.88</b>	<b>-22.25</b>

# TEAM DEFENSE

## TEAM RUSHING DEFENSE

School	Attempts	Yards	Yards/Game	Yards/Carry	TD
Marion Local	238	876	109.50	3.68	5
Minster	214	936	117.00	4.37	10
Coldwater	248	1007	125.88	4.06	14
New Bremen	238	1034	129.25	4.34	15
Anna	284	1073	134.13	3.78	10
Parkway	282	1458	182.25	5.17	20
Versailles	262	1540	192.50	5.88	19
St. John's	294	1565	195.63	5.32	28
St. Henry	258	1762	220.25	6.83	27
Ft. Recovery	300	1768	221.00	5.89	26

## TEAM PASSING DEFENSE

School	Comp.	Att.	Percentage	TD	INT	Yards	Yards/Game
Versailles	64	129	49.6%	6	4	799	99.88
Anna	61	149	40.9%	1	8	865	108.13
Ft. Recovery	60	102	58.8%	8	7	873	109.13
Marion Local	77	143	53.8%	7	7	890	111.25
Coldwater	78	171	45.6%	4	6	1039	129.88
St. Henry	74	127	58.3%	9	5	1095	136.88
Minster	100	162	61.7%	10	9	1208	151.00
New Bremen	114	186	61.3%	9	5	1248	156.00
Parkway	77	126	61.1%	15	4	1287	160.88
St. John's	87	152	57.2%	13	5	1338	167.25

### **TEAM TOTAL DEFENSE**

<b>School</b>	<b>Rushing</b>	<b>Passing</b>	<b>Total Yards</b>	<b>Yards/Game</b>
Marion Local	876	890	<b>1766</b>	220.75
Anna	1073	865	<b>1938</b>	242.25
Coldwater	1007	1039	<b>2046</b>	255.75
Minster	936	1208	<b>2144</b>	268.00
New Bremen	1034	1248	<b>2282</b>	285.25
Versailles	1540	799	<b>2339</b>	292.38
Ft. Recovery	1768	873	<b>2641</b>	330.13
Parkway	1458	1287	<b>2745</b>	343.13
St. Henry	1762	1095	<b>2857</b>	357.13
St. John's	1565	1338	<b>2903</b>	362.88

### **SCORING DEFENSE**

<b>School</b>	<b>Points Allowed</b>	<b>Points All./Game</b>
Anna	88	<b>11.00</b>
Marion Local	93	<b>11.63</b>
Coldwater	127	<b>15.88</b>
Minster	142	<b>17.75</b>
New Bremen	173	<b>21.63</b>
Versailles	213	<b>26.63</b>
Ft. Recovery	234	<b>29.25</b>
Parkway	246	<b>30.75</b>
St. Henry	271	<b>33.88</b>
St. John's	274	<b>34.25</b>

# PENALTIES AND TURNOVERS

## *PENALTIES*

School	Number	Yards
Versailles	23	194
Marion Local	22	197
Anna	30	212
Minster	32	261
St. Henry	34	275
New Bremen	33	275
Ft. Recovery	31	278
Coldwater	32	306
St. John's	44	354
Parkway	39	415

## *TURNOVER RATIO*

School	FL	INT Lost	FR	INT Gain	Plus/Minus
Minster	2	3	8	9	Plus 12
Anna	5	3	11	8	Plus 11
Coldwater	4	3	4	6	Plus 3
New Bremen	3	2	3	5	Plus 3
Parkway	1	8	5	4	EVEN
Marion Local	6	9	6	7	Minus 2
St. John's	7	7	7	5	Minus 2
St. Henry	2	10	4	5	Minus 3
Ft. Recovery	7	6	2	7	Minus 4
Versailles	5	9	3	4	Minus 7



## INDIVIDUAL OFFENSE

### INDIVIDUAL RUSHING (Top 10)

Name	School	Attempts	Yards	Yards/Carry	TD
Riley Huelskamp	ANNA	129	1272	9.86	20
Alex Schmitmeyer	MIN	202	1228	6.08	16
Mitchell Hays	NB	123	859	6.98	12
Bart Bixler	ANNA	95	816	8.59	16
Jake Hemmelgarn	CW	84	696	8.29	12
KJ Jacobs	SH	172	687	3.99	6
Zach Bertke	NB	94	621	6.61	5
Brandon Fleck	ML	90	594	6.60	8
Derek Jutte	FR	114	591	5.18	4
Nick Hawk	PW	101	566	5.60	7
Dylan Heitkamp	ML	65	470	7.23	7

### INDIVIDUAL PASSING (Top 10)

Name	School	Completions	Attempts	Yards	Yards/Comp.	TD	INT
Clay Schmitz	FR	107	180	1821	17.02	16	6
Jake Hemmelgarn	CW	110	173	1497	13.61	17	3
Jacob Niemeyer	MIN	97	130	1258	12.97	14	3
Eli Rich	PW	93	154	1111	11.95	11	8
Kyle Muhlenkamp	ML	63	109	1089	17.29	6	9
Ryan Martin	VER	86	171	1050	12.21	7	9
Bart Bixler	ANNA	62	83	824	13.29	10	3
Andrew Lange	SH	55	128	762	13.85	3	9
Brady Parrish	DSJ	49	89	491	10.02	1	5
Mitchell Hays	NB	30	74	385	12.83	4	2

### **INDIVIDUAL RECEIVING (Top 10)**

<b>Name</b>	<b>School</b>	<b>Receptions</b>	<b>Yards</b>	<b>Average</b>	<b>TD</b>
<b>Trent Roetgerman</b>	MIN	37	<b>594</b>	16.05	9
<b>Gavin Thobe</b>	FR	31	<b>572</b>	18.45	8
<b>Regan Martin</b>	FR	29	<b>515</b>	17.76	4
<b>Charles Huelsman</b>	ML	29	<b>511</b>	17.62	4
<b>Jason Luth</b>	PW	27	<b>436</b>	16.15	3
<b>Noah Miller</b>	CW	29	<b>431</b>	14.86	4
<b>Peyton Otte</b>	ML	24	<b>427</b>	17.79	2
<b>Eli McEldowney</b>	VER	29	<b>402</b>	13.86	1
<b>Caleb Kinney</b>	PW	32	<b>347</b>	10.84	4
<b>Brendan Bornhorst</b>	MIN	27	<b>342</b>	12.67	2

### **INDIVIDUAL SCORING (Top 10)**

<b>Name</b>	<b>School</b>	<b>2-Pt Conversions</b>	<b>FG</b>	<b>PAT</b>	<b>TD</b>	<b>Total</b>
<b>Riley Huelskamp</b>	ANNA	0	0	0	21	<b>126</b>
<b>Alex Schmitmeyer</b>	MIN	0	0	0	16	<b>96</b>
<b>Bart Bixler</b>	ANNA	0	0	0	16	<b>96</b>
<b>Jake Hemmelgarn</b>	CW	0	0	0	12	<b>72</b>
<b>Mitchell Hays</b>	NB	0	0	0	12	<b>72</b>
<b>Nick Hawk</b>	PW	1	0	0	11	<b>68</b>
<b>Gavin Thobe</b>	FR	0	0	0	11	<b>66</b>
<b>Trent Roetgerman</b>	MIN	0	0	0	9	<b>54</b>
<b>Jacob Niemeyer</b>	MIN	2	0	0	8	<b>52</b>
<b>Eli McEldowney</b>	VER	0	0	0	8	<b>48</b>
<b>Grant Meier</b>	ML	0	0	0	8	<b>48</b>
<b>Brandon Fleck</b>	ML	0	0	0	8	<b>48</b>
<b>Zach Ambos</b>	ANNA	0	1	45	0	<b>48</b>



# INDIVIDUAL DEFENSE

## *TACKLES (Top 10)*

Name	School	Tackles
Mitchell Pugh	FR	90
Brendan Etzcorn	PW	75
Jason Luth	PW	73
Nathan Wagner	VER	71
Isaac Egbert	ANNA	64
Russell Klosterman	CW	64
Owen Lefeld	SH	61
Nathan Grieshop	CW	60
Kamren Steward	ANNA	57
Malachi Minnich	ANNA	56

## *INTERCEPTIONS (Top 10)*

Name	School	Interceptions	TD
Kody Richard	MIN	4	0
Charles Huelsman	ML	2	0
Andrew Lange	SH	2	0
Will Broering	CW	2	0
Alex Schmitmeyer	MIN	2	0
Peyton Otte	ML	2	0
Brendan Bornhorst	MIN	2	0
Mitchell Hays	NB	2	0
Jacob Acheson	FR	2	0

### ***FUMBLE RECOVERIES (Top 10)***

<b>Name</b>	<b>School</b>	<b>Recoveries</b>	<b>TD</b>
Jordan Brown	DSJ	3	0
Zach Bertke	NB	3	0
Alex Knapke	CW	2	0
Nathan Ungruhn	ML	2	0
Ben Kovacs	ANNA	2	0
Adam Ketner	MIN	2	0
Malachi Minnich	ANNA	2	0
Jaden Lange	SH	2	0

42 Players with 1 Fumble Recovery Apiece.

### ***SACKS (Top 10)***

<b>Name</b>	<b>School</b>	<b>Sacks</b>
Matt Everman	ML	6
Josh Hrycko	CW	4.5
Trent Pleiman	ML	4
Blake Dippold	CW	4
Blake Sieftring	CW	4
Evan Poeppelman	ANNA	4
Zach Bertke	NB	3
Ryan Paul	NB	3
Malachi Minnich	ANNA	3
Isaac Ontrop	SH	3

# INDIVIDUAL KICKING

## *PUNTING (Top 10)*

Name	School	Number	Yards	Average
Bryan Falk	MIN	3	128	42.67
Wil Luthman	ANNA	12	464	38.67
Trent Roetgerman	MIN	13	498	38.31
Brandon Fleck	ML	12	443	36.92
Corey Walls	PW	26	941	36.19
Isaac Ontrop	SH	39	1367	35.05
Eli McEldowney	VER	24	829	34.54
Josh Muhelinkamp	FR	22	755	34.32
Nolan Bornhorst	NB	22	734	33.36
Nick Bailey	CW	13	424	32.62
Brady Grothaus	DSJ	32	1033	32.28

## *KICK SCORING (Top 10)*

Name	School	PAT Made	FG Made	Points
Zach Ambos	ANNA	45	1	48
Alex Klosterman	ML	30	3	39
Owen Gabel	NB	24	3	33
Blake Dippold	CW	29	1	32
Bryan Falk	MIN	26	1	29
Cobe Wendel	FR	17	3	26
Logan Lefeld	SH	12	1	15
Wes Bruns	VER	11	1	14
Mark Wrasman	DSJ	14	0	14
Corey Walls	PW	13	0	13

# RETURNS

## *PUNT RETURNS (Top 10)*

Name	School	Number	Yards	Average	TD
Peyton Otte	ML	13	183	14.08	0
Riley Huelskamp	ANNA	11	128	11.64	0
Riley Pearson	FR	5	81	16.20	0
Michael Stammen	VER	3	59	19.67	0
Devin Lindeman	DSJ	6	53	8.83	0
Justin Felver	PW	4	50	12.50	0
Zach Bertke	NB	8	48	6.00	0
Zach McKibben	CW	10	40	4.00	0
Josh Hrycko	CW	1	35	35.00	1
Mitchell Hays	NB	8	35	4.38	0

## *KICKOFF RETURNS (Top 10)*

Name	School	Number	Yards	Average	TD
Eli McEldowney	VER	26	564	21.69	2
Zach McKibben	CW	13	438	33.69	2
Zach Bertke	NB	17	422	24.82	1
Riley Pearson	FR	19	337	17.74	0
Nick Hawk	PW	8	281	35.13	1
Issac Fairchild	DSJ	17	275	16.18	0
Peyton Otte	ML	8	243	30.38	1
Devin Lindeman	DSJ	15	225	15.00	0
Brendan Borhorst	MIN	7	186	26.57	0
Justin Felver	PW	10	185	18.50	0