













## 2018 Week 9 Midwest Athletic Conference Cumulative Football Statistics

Prepared by Robb Hemmelgarn

### Season Records

|   | School             | MAC |   | OVERALL |   |
|---|--------------------|-----|---|---------|---|
|    | Marion Local       | 7   | 0 | 9       | 0 |
|    | Anna               | 6   | 1 | 7       | 2 |
|    | St. Henry          | 5   | 2 | 7       | 2 |
|    | Coldwater          | 5   | 2 | 7       | 2 |
|    | Minster            | 4   | 3 | 6       | 3 |
|    | New Bremen         | 4   | 3 | 6       | 3 |
|   | Fort Recovery      | 1   | 6 | 3       | 6 |
|  | Versailles         | 1   | 6 | 2       | 7 |
|  | Delphos St. John's | 1   | 6 | 2       | 7 |
|  | Parkway            | 1   | 6 | 1       | 8 |



# TEAM OFFENSE

## TEAM RUSHING OFFENSE

| School       | Attempts | Yards | Yards/Game | Yards/Carry | TD |
|--------------|----------|-------|------------|-------------|----|
| Anna         | 424      | 2403  | 267.00     | 5.67        | 32 |
| St. Henry    | 393      | 2242  | 249.11     | 5.70        | 31 |
| Marion Local | 327      | 1999  | 222.11     | 6.11        | 34 |
| Minster      | 288      | 1793  | 199.22     | 6.23        | 26 |
| Parkway      | 326      | 1581  | 175.67     | 4.85        | 17 |
| Coldwater    | 270      | 1348  | 149.78     | 4.99        | 15 |
| New Bremen   | 280      | 1257  | 139.67     | 4.49        | 13 |
| St. John's   | 291      | 1218  | 135.33     | 4.19        | 12 |
| Versailles   | 279      | 1187  | 131.89     | 4.25        | 14 |
| Ft. Recovery | 257      | 896   | 99.56      | 3.49        | 13 |

## TEAM PASSING OFFENSE

| School       | Comp. | Att. | Percentage | TD | INT | Yards | Yards/Game |
|--------------|-------|------|------------|----|-----|-------|------------|
| Coldwater    | 154   | 224  | 68.8%      | 23 | 7   | 1834  | 203.78     |
| Ft. Recovery | 110   | 206  | 53.4%      | 15 | 7   | 1665  | 185.00     |
| Marion Local | 82    | 137  | 59.9%      | 15 | 5   | 1463  | 162.56     |
| Minster      | 109   | 169  | 64.5%      | 12 | 6   | 1447  | 160.78     |
| Versailles   | 75    | 197  | 38.1%      | 7  | 13  | 1156  | 128.44     |
| New Bremen   | 65    | 136  | 47.8%      | 12 | 5   | 1049  | 116.56     |
| Parkway      | 69    | 170  | 40.6%      | 10 | 11  | 1022  | 113.56     |
| St. Henry    | 62    | 112  | 55.4%      | 5  | 4   | 870   | 96.67      |
| Anna         | 57    | 108  | 52.8%      | 10 | 6   | 780   | 86.67      |
| St. John's   | 48    | 117  | 41.0%      | 5  | 6   | 525   | 58.33      |

### **TEAM TOTAL OFFENSE**

| <b>School</b> | <b>Rushing</b> | <b>Passing</b> | <b>Total Yards</b> | <b>Yards/Game</b> |
|---------------|----------------|----------------|--------------------|-------------------|
| Marion Local  | 1999           | 1463           | <b>3462</b>        | 384.67            |
| Minster       | 1793           | 1447           | <b>3240</b>        | 360.00            |
| Anna          | 2403           | 780            | <b>3183</b>        | 353.67            |
| Coldwater     | 1348           | 1834           | <b>3182</b>        | 353.56            |
| St. Henry     | 2242           | 870            | <b>3112</b>        | 345.78            |
| Parkway       | 1581           | 1022           | <b>2603</b>        | 289.22            |
| Ft. Recovery  | 896            | 1665           | <b>2561</b>        | 284.56            |
| Versailles    | 1187           | 1156           | <b>2343</b>        | 260.33            |
| New Bremen    | 1257           | 1049           | <b>2306</b>        | 256.22            |
| St. John's    | 1218           | 525            | <b>1743</b>        | 193.67            |

### **SCORING OFFENSE**

| <b>School</b> | <b>Points</b> | <b>Points/Game</b> |
|---------------|---------------|--------------------|
| Marion Local  | 366           | <b>40.67</b>       |
| Anna          | 317           | <b>35.22</b>       |
| Coldwater     | 283           | <b>31.44</b>       |
| St. Henry     | 273           | <b>30.33</b>       |
| Minster       | 270           | <b>30.00</b>       |
| Ft. Recovery  | 208           | <b>23.11</b>       |
| Parkway       | 188           | <b>20.89</b>       |
| New Bremen    | 184           | <b>20.44</b>       |
| Versailles    | 142           | <b>15.78</b>       |
| St. John's    | 129           | <b>14.33</b>       |

### **MARGIN OF VICTORY**

|                   | <b>Points Scored</b> | <b>Ave.</b> | <b>Points Allowed</b> | <b>Ave.</b> | <b>Margin</b> |
|-------------------|----------------------|-------------|-----------------------|-------------|---------------|
| Marion Local      | 366                  | 40.67       | 82                    | 9.11        | <b>31.56</b>  |
| St. Henry         | 273                  | 30.33       | 87                    | 9.67        | <b>20.67</b>  |
| Coldwater         | 283                  | 31.44       | 162                   | 18.00       | <b>13.44</b>  |
| Minster           | 270                  | 30.00       | 183                   | 20.33       | <b>9.67</b>   |
| Anna              | 317                  | 35.22       | 235                   | 26.11       | <b>9.11</b>   |
| New Bremen        | 184                  | 20.44       | 175                   | 19.44       | <b>1.00</b>   |
| Fort Recovery     | 208                  | 23.11       | 241                   | 26.78       | <b>-3.67</b>  |
| Versailles        | 142                  | 15.78       | 247                   | 27.44       | <b>-11.67</b> |
| Delphos St. Johns | 129                  | 14.33       | 284                   | 31.56       | <b>-17.22</b> |
| Parkway           | 188                  | 20.89       | 360                   | 40.00       | <b>-19.11</b> |

# TEAM DEFENSE

## TEAM RUSHING DEFENSE

| School       | Attempts | Yards | Yards/Game | Yards/Carry | TD |
|--------------|----------|-------|------------|-------------|----|
| St. Henry    | 247      | 652   | 72.44      | 2.64        | 8  |
| Marion Local | 279      | 925   | 102.78     | 3.32        | 7  |
| New Bremen   | 293      | 1065  | 118.33     | 3.63        | 10 |
| Ft. Recovery | 349      | 1428  | 158.67     | 4.09        | 19 |
| Minster      | 291      | 1444  | 160.44     | 4.96        | 15 |
| Coldwater    | 350      | 1605  | 178.33     | 4.59        | 16 |
| Versailles   | 330      | 1618  | 179.78     | 4.90        | 22 |
| Anna         | 285      | 1687  | 187.44     | 5.92        | 21 |
| St. John's   | 321      | 1987  | 220.78     | 6.19        | 27 |
| Parkway      | 366      | 2743  | 304.78     | 7.49        | 38 |

## TEAM PASSING DEFENSE

| School       | Comp. | Att. | Percentage | TD | INT | Yards | Yards/Game |
|--------------|-------|------|------------|----|-----|-------|------------|
| St. Henry    | 71    | 133  | 53.4%      | 2  | 8   | 564   | 62.67      |
| Marion Local | 56    | 131  | 42.7%      | 4  | 5   | 629   | 69.89      |
| Coldwater    | 73    | 133  | 54.9%      | 6  | 7   | 771   | 85.67      |
| Parkway      | 63    | 118  | 53.4%      | 13 | 6   | 1001  | 111.22     |
| St. John's   | 59    | 114  | 51.8%      | 11 | 7   | 1117  | 124.11     |
| New Bremen   | 116   | 215  | 54.0%      | 14 | 9   | 1183  | 131.44     |
| Versailles   | 80    | 150  | 53.3%      | 14 | 7   | 1246  | 138.44     |
| Anna         | 86    | 189  | 45.5%      | 12 | 9   | 1335  | 148.33     |
| Minster      | 139   | 233  | 59.7%      | 11 | 15  | 1578  | 175.33     |
| Ft. Recovery | 107   | 175  | 61.1%      | 13 | 5   | 1601  | 177.89     |

### **TEAM TOTAL DEFENSE**

| <b>School</b>       | <b>Rushing</b> | <b>Passing</b> | <b>Total Yards</b> | <b>Yards/Game</b> |
|---------------------|----------------|----------------|--------------------|-------------------|
| <b>St. Henry</b>    | 652            | 564            | <b>1216</b>        | 135.11            |
| <b>Marion Local</b> | 925            | 629            | <b>1554</b>        | 172.67            |
| <b>New Bremen</b>   | 1065           | 1183           | <b>2248</b>        | 249.78            |
| <b>Coldwater</b>    | 1605           | 771            | <b>2376</b>        | 264.00            |
| <b>Versailles</b>   | 1618           | 1246           | <b>2864</b>        | 318.22            |
| <b>Anna</b>         | 1687           | 1335           | <b>3022</b>        | 335.78            |
| <b>Minster</b>      | 1444           | 1578           | <b>3022</b>        | 335.78            |
| <b>Ft. Recovery</b> | 1428           | 1601           | <b>3029</b>        | 336.56            |
| <b>St. John's</b>   | 1987           | 1117           | <b>3104</b>        | 344.89            |
| <b>Parkway</b>      | 2743           | 1001           | <b>3744</b>        | 416.00            |

### **SCORING DEFENSE**

| <b>School</b>       | <b>Points Allowed</b> | <b>Points All./Game</b> |
|---------------------|-----------------------|-------------------------|
| <b>Marion Local</b> | 82                    | <b>9.11</b>             |
| <b>St. Henry</b>    | 87                    | <b>9.67</b>             |
| <b>Coldwater</b>    | 162                   | <b>18.00</b>            |
| <b>New Bremen</b>   | 175                   | <b>19.44</b>            |
| <b>Minster</b>      | 183                   | <b>20.33</b>            |
| <b>Anna</b>         | 235                   | <b>26.11</b>            |
| <b>Ft. Recovery</b> | 241                   | <b>26.78</b>            |
| <b>Versailles</b>   | 247                   | <b>27.44</b>            |
| <b>St. John's</b>   | 284                   | <b>31.56</b>            |
| <b>Parkway</b>      | 360                   | <b>40.00</b>            |

# PENALTIES AND TURNOVERS

## ***PENALTIES***

| School       | Number | Yards |
|--------------|--------|-------|
| St. Henry    | 31     | 233   |
| Anna         | 33     | 241   |
| Coldwater    | 34     | 251   |
| St. John's   | 33     | 278   |
| Ft. Recovery | 38     | 294   |
| Minster      | 37     | 304   |
| New Bremen   | 40     | 340   |
| Versailles   | 45     | 374   |
| Marion Local | 54     | 433   |
| Parkway      | 56     | 505   |

## ***TURNOVER RATIO***

| School       | FL | INT Lost | FR | INT Gain | Plus/Minus |
|--------------|----|----------|----|----------|------------|
| Anna         | 0  | 6        | 9  | 9        | Plus 12    |
| Minster      | 4  | 6        | 5  | 15       | Plus 10    |
| St. Henry    | 9  | 4        | 11 | 8        | Plus 5     |
| Marion Local | 4  | 5        | 7  | 5        | Plus 3     |
| New Bremen   | 3  | 5        | 1  | 9        | Plus 2     |
| Coldwater    | 7  | 7        | 7  | 7        | EVEN       |
| St. John's   | 4  | 6        | 3  | 7        | EVEN       |
| Ft. Recovery | 8  | 7        | 6  | 5        | Minus 4    |
| Parkway      | 4  | 11       | 4  | 6        | Minus 5    |
| Versailles   | 10 | 13       | 4  | 7        | Minus 12   |



## INDIVIDUAL OFFENSE

### INDIVIDUAL RUSHING (Top 10)

| Name             | School | Attempts | Yards | Yards/Carry | TD |
|------------------|--------|----------|-------|-------------|----|
| Zach Niekamp     | SH     | 217      | 1516  | 6.99        | 23 |
| Riley Huelskamp  | ANNA   | 220      | 1287  | 5.85        | 21 |
| Nolan Habodasz   | ML     | 132      | 950   | 7.20        | 15 |
| Alex Schmitmeyer | MIN    | 146      | 821   | 5.62        | 14 |
| Bart Bixler      | ANNA   | 131      | 820   | 6.26        | 10 |
| Nick Hawk        | PW     | 116      | 804   | 6.93        | 7  |
| Jared Wurst      | DSJ    | 137      | 620   | 4.53        | 7  |
| Jacob Niemeyer   | MIN    | 80       | 583   | 7.29        | 5  |
| Derek Jutte      | FR     | 122      | 551   | 4.52        | 5  |
| Nolan Bornhorst  | NB     | 107      | 508   | 4.75        | 6  |
| Mitch Niekamp    | CW     | 78       | 478   | 6.13        | 10 |

### INDIVIDUAL PASSING (Top 10)

| Name            | School | Completions | Attempts | Yards | Yards/Comp. | TD | INT |
|-----------------|--------|-------------|----------|-------|-------------|----|-----|
| Jake Hemmelgarn | CW     | 153         | 220      | 1826  | 11.93       | 22 | 7   |
| Clay Schmitz    | FR     | 109         | 204      | 1642  | 15.06       | 15 | 7   |
| Jacob Niemeyer  | MIN    | 109         | 169      | 1447  | 13.28       | 12 | 6   |
| Nate Bruns      | ML     | 80          | 132      | 1439  | 17.99       | 15 | 4   |
| Ryan Martin     | VER    | 74          | 192      | 1141  | 15.42       | 6  | 13  |
| Nolan Bornhorst | NB     | 62          | 125      | 994   | 16.03       | 11 | 5   |
| Sam Lefeld      | SH     | 60          | 110      | 840   | 14.00       | 5  | 4   |
| Eli Rich        | PW     | 57          | 141      | 773   | 13.56       | 6  | 9   |
| Bart Bixler     | ANNA   | 56          | 105      | 749   | 13.38       | 9  | 5   |
| Jared Wurst     | DSJ    | 35          | 86       | 398   | 11.37       | 4  | 4   |

### ***INDIVIDUAL RECEIVING (Top 10)***

| <b>Name</b>             | <b>School</b> | <b>Receptions</b> | <b>Yards</b> | <b>Average</b> | <b>TD</b> |
|-------------------------|---------------|-------------------|--------------|----------------|-----------|
| <b>Nick Tangeman</b>    | ML            | 29                | <b>692</b>   | 23.86          | 10        |
| <b>Cole Frilling</b>    | CW            | 43                | <b>527</b>   | 12.26          | 9         |
| <b>Gavin Thobe</b>      | FR            | 27                | <b>457</b>   | 16.93          | 9         |
| <b>Matt Rethman</b>     | ML            | 27                | <b>421</b>   | 15.59          | 1         |
| <b>Jeffrey Richards</b> | ANNA          | 23                | <b>406</b>   | 17.65          | 3         |
| <b>Bryce Blickle</b>    | NB            | 18                | <b>398</b>   | 22.11          | 5         |
| <b>Mike Ketner</b>      | MIN           | 26                | <b>388</b>   | 14.92          | 1         |
| <b>Ben Wenning</b>      | CW            | 28                | <b>369</b>   | 13.18          | 3         |
| <b>Michael Stammen</b>  | VER           | 25                | <b>364</b>   | 14.56          | 2         |
| <b>Jay Knapke</b>       | SH            | 20                | <b>342</b>   | 17.10          | 2         |

### ***INDIVIDUAL SCORING (Top 10)***

| <b>Name</b>             | <b>School</b> | <b>2-Pt Conversions</b> | <b>FG</b> | <b>PAT</b> | <b>TD</b> | <b>Total</b> |
|-------------------------|---------------|-------------------------|-----------|------------|-----------|--------------|
| <b>Zach Niekamp</b>     | SH            | 0                       | 0         | 0          | 24        | <b>144</b>   |
| <b>Riley Huelskamp</b>  | ANNA          | 0                       | 0         | 0          | 23        | <b>138</b>   |
| <b>Nolan Habodasz</b>   | ML            | 2                       | 0         | 0          | 15        | <b>94</b>    |
| <b>Mitch Niekamp</b>    | CW            | 0                       | 0         | 0          | 14        | <b>84</b>    |
| <b>Alex Schmitmeyer</b> | MIN           | 0                       | 0         | 0          | 14        | <b>84</b>    |
| <b>Nick Tangeman</b>    | ML            | 1                       | 0         | 0          | 10        | <b>62</b>    |
| <b>Eli Rich</b>         | PW            | 0                       | 0         | 0          | 10        | <b>60</b>    |
| <b>Nick Hawk</b>        | PW            | 0                       | 0         | 0          | 10        | <b>60</b>    |
| <b>Bart Bixler</b>      | ANNA          | 0                       | 0         | 0          | 10        | <b>60</b>    |
| <b>Cole Frilling</b>    | CW            | 0                       | 0         | 0          | 9         | <b>54</b>    |
| <b>Gavin Thobe</b>      | FR            | 0                       | 0         | 0          | 9         | <b>54</b>    |



# INDIVIDUAL DEFENSE

## *TACKLES (Top 10)*

| Name             | School | Tackles |
|------------------|--------|---------|
| Owen Sheridan    | FR     | 115     |
| Myles Blasingame | CW     | 91      |
| Kam Steward      | ANNA   | 82      |
| Mitchell Pugh    | FR     | 81      |
| Nick Riley       | PW     | 77      |
| Kaden Will       | FR     | 72      |
| Mitch Niekamp    | CW     | 72      |
| Nick Hawk        | PW     | 69      |
| Grant Meier      | ML     | 69      |
| Evan Hiestand    | VER    | 68      |

## *INTERCEPTIONS (Top 10)*

| Name             | School | Interceptions | TD |
|------------------|--------|---------------|----|
| Jeffrey Richards | ANNA   | 5             | 1  |
| Mike Ketner      | MIN    | 5             | 0  |
| Curtis Schwinnen | DSJ    | 3             | 1  |
| Corey Walls      | PW     | 3             | 0  |
| Sam Lefeld       | SH     | 3             | 0  |

11 Players With 2 Interceptions

## *FUMBLE RECOVERIES (Top 10)*

| Name             | School | Recoveries | TD |
|------------------|--------|------------|----|
| Jason Luth       | PW     | 3          | 0  |
| Brandon Shannon  | ANNA   | 3          | 1  |
| Fishbaugh, Jaren | SH     | 3          | 0  |
| Mark Wrasman     | DSJ    | 3          | 0  |

7 Players With 2 Fumble Recoveries

### **SACKS (Top 10)**

| Name             | School | Sacks |
|------------------|--------|-------|
| Evan Hiestand    | VER    | 10    |
| Brayden Kiehl    | VER    | 6     |
| Ethan Thieman    | SH     | 6     |
| Zach Niekamp     | SH     | 5     |
| Brandon Heitkamp | NB     | 4.5   |
| Jacob Rindler    | NB     | 4.5   |

6 Players With 4 Sacks

## **INDIVIDUAL KICKING**

### **PUNTING (Top 10) at Least 9 Punts**

| Name             | School | Number | Yards | Average |
|------------------|--------|--------|-------|---------|
| Jacob Wenning    | CW     | 9      | 405   | 45.00   |
| Brandon Fleck    | ML     | 17     | 647   | 38.06   |
| Jered Seigle     | ANNA   | 22     | 829   | 37.68   |
| Sam Lefeld       | SH     | 27     | 981   | 36.33   |
| Josh Muhlenkamp  | FR     | 31     | 1122  | 36.19   |
| Jared Wurst      | DSJ    | 19     | 647   | 34.05   |
| Jack Wehe        | PW     | 41     | 1366  | 33.32   |
| Nolan Bornhorst  | NB     | 33     | 1098  | 33.27   |
| Trent Roetgerman | MIN    | 27     | 883   | 32.70   |
| Eli McEldowney   | VER    | 34     | 1092  | 32.12   |

### **KICK SCORING (Top 10)**

| Name            | School | PAT Made | FG Made | Points |
|-----------------|--------|----------|---------|--------|
| Alex Klosterman | ML     | 42       | 3       | 51     |
| Blake Dippold   | CW     | 30       | 4       | 42     |
| Ethan Thieman   | SH     | 31       | 2       | 37     |
| Kam Steward     | ANNA   | 34       | 0       | 34     |
| Ryan Bertke     | NB     | 18       | 5       | 33     |
| Cobe Wendel     | FR     | 23       | 3       | 32     |
| Bryan Falk      | MIN    | 28       | 0       | 28     |
| Corey Walls     | PW     | 20       | 0       | 20     |
| Mark Wrasman    | DSJ    | 16       | 1       | 19     |
| Alex Kaiser     | VER    | 12       | 0       | 12     |

# RETURNS

## *PUNT RETURNS (Top 10)*

| Name             | School | Number | Yards | Average | TD |
|------------------|--------|--------|-------|---------|----|
| Jay Knapke       | SH     | 10     | 210   | 21.00   | 2  |
| Matt Rethman     | ML     | 7      | 114   | 16.29   | 0  |
| Alex Schmitmeyer | MIN    | 5      | 107   | 21.40   | 0  |
| Zack McKibben    | CW     | 7      | 95    | 13.57   | 0  |
| Derek Jutte      | FR     | 7      | 93    | 13.29   | 0  |
| Austin Brown     | MIN    | 5      | 85    | 17.00   | 0  |
| Michael Stammen  | VER    | 6      | 75    | 12.50   | 0  |
| Brandon Fleck    | ML     | 3      | 57    | 19.00   | 0  |
| Jacob Wenning    | CW     | 2      | 51    | 25.50   | 0  |
| Mitchell Hays    | NB     | 5      | 49    | 9.80    | 0  |

## *KICKOFF RETURNS (Top 10)*

| Name            | School | Number | Yards | Average | TD |
|-----------------|--------|--------|-------|---------|----|
| Riley Pearson   | FR     | 25     | 599   | 23.96   | 1  |
| Nathan Wagner   | VER    | 23     | 411   | 17.87   | 0  |
| Nick Hawk       | PW     | 16     | 387   | 24.19   | 0  |
| Jack Wehe       | PW     | 16     | 345   | 21.56   | 0  |
| Devin Lindeman  | DSJ    | 16     | 329   | 20.56   | 0  |
| Zach Bertke     | NB     | 17     | 328   | 19.29   | 0  |
| Jay Knapke      | SH     | 12     | 273   | 22.75   | 0  |
| Riley Huelskamp | ANNA   | 12     | 242   | 20.17   | 0  |
| Mitchell Hays   | NB     | 12     | 235   | 19.58   | 0  |
| Kyle Francis    | ML     | 6      | 223   | 37.17   | 1  |