













2016 Midwest Athletic Conference Football Statistics - Week 4

Prepared by Robb Hemmelgarn

Season Records

| | School | MAC | | OVERALL | |
|---|--------------------|-----|---|---------|---|
|  | Coldwater | 2 | 0 | 4 | 0 |
|  | Delphos St. John's | 2 | 0 | 3 | 1 |
|  | St. Henry | 2 | 0 | 3 | 1 |
|  | Fort Recovery | 1 | 1 | 3 | 1 |
|  | Anna | 1 | 1 | 3 | 1 |
|  | Marion Local | 1 | 1 | 3 | 1 |
|  | Versailles | 1 | 1 | 2 | 2 |
|  | Minster | 0 | 2 | 2 | 2 |
|  | New Bremen | 0 | 2 | 2 | 2 |
|  | Parkway | 0 | 2 | 0 | 4 |



2016 Midwest Athletic Conference Football Statistics - Week 4

TEAM OFFENSE

TEAM RUSHING OFFENSE

| School | Attempts | Yards | Yards/Game | Yards/Carry | TD |
|--------------|----------|-------------|------------|-------------|----|
| St. John's | 172 | 1103 | 275.75 | 6.41 | 16 |
| Marion Local | 160 | 1042 | 260.50 | 6.51 | 14 |
| Minster | 147 | 833 | 208.25 | 5.67 | 9 |
| Anna | 136 | 795 | 198.75 | 5.85 | 8 |
| Ft. Recovery | 119 | 792 | 198.00 | 6.66 | 8 |
| New Bremen | 145 | 783 | 195.75 | 5.40 | 8 |
| St. Henry | 144 | 747 | 186.75 | 5.19 | 14 |
| Versailles | 162 | 697 | 174.25 | 4.30 | 6 |
| Coldwater | 132 | 533 | 133.25 | 4.04 | 9 |
| Parkway | 138 | 463 | 115.75 | 3.36 | 3 |

TEAM PASSING OFFENSE

| School | Comp. | Att. | Percentage | TD | INT | Yards | Yards/Game |
|--------------|-------|------|------------|----|-----|------------|------------|
| Ft. Recovery | 54 | 91 | 59.3% | 9 | 2 | 846 | 211.50 |
| Coldwater | 47 | 90 | 52.2% | 7 | 1 | 830 | 207.50 |
| Anna | 46 | 80 | 57.5% | 8 | 3 | 717 | 179.25 |
| St. Henry | 36 | 82 | 43.9% | 4 | 3 | 635 | 158.75 |
| Minster | 35 | 64 | 54.7% | 7 | 1 | 537 | 134.25 |
| St. John's | 26 | 51 | 51.0% | 3 | 3 | 414 | 103.50 |
| Marion Local | 24 | 46 | 52.2% | 4 | 2 | 384 | 96.00 |
| New Bremen | 20 | 46 | 43.5% | 4 | 6 | 311 | 77.75 |
| Parkway | 18 | 59 | 30.5% | 2 | 6 | 294 | 73.50 |
| Versailles | 12 | 34 | 35.3% | 1 | 4 | 126 | 31.50 |

TEAM TOTAL OFFENSE

| School | Rushing | Passing | Total Yards | Yards/Game |
|--------------|---------|---------|-------------|------------|
| Ft. Recovery | 792 | 846 | 1638 | 409.50 |
| St. John's | 1103 | 414 | 1517 | 379.25 |
| Anna | 795 | 717 | 1512 | 378.00 |
| Marion Local | 1042 | 384 | 1426 | 356.50 |
| St. Henry | 747 | 635 | 1382 | 345.50 |
| Minster | 833 | 537 | 1370 | 342.50 |
| Coldwater | 533 | 830 | 1363 | 340.75 |
| New Bremen | 783 | 311 | 1094 | 273.50 |
| Versailles | 697 | 126 | 823 | 205.75 |
| Parkway | 463 | 294 | 757 | 189.25 |

SCORING OFFENSE

| School | Points | Points/Game |
|--------------|--------|--------------|
| Marion Local | 128 | 32.00 |
| St. John's | 127 | 31.75 |
| St. Henry | 126 | 31.50 |
| Coldwater | 125 | 31.25 |
| Anna | 110 | 27.50 |
| Ft. Recovery | 109 | 27.25 |
| Minster | 106 | 26.50 |
| New Bremen | 94 | 23.50 |
| Versailles | 51 | 12.75 |
| Parkway | 40 | 10.00 |

MARGIN OF VICTORY

| | Points Scored | Ave. | Points Allowed | Ave. | Margin |
|-------------------|---------------|--------------|----------------|--------------|---------------|
| Marion Local | 128 | 32.00 | 37 | 9.25 | 22.75 |
| St. Henry | 126 | 31.50 | 40 | 10.00 | 21.50 |
| Anna | 110 | 27.50 | 46 | 11.50 | 16.00 |
| Coldwater | 125 | 31.25 | 71 | 17.75 | 13.50 |
| Fort Recovery | 109 | 27.25 | 57 | 14.25 | 13.00 |
| Delphos St. Johns | 127 | 31.75 | 83 | 20.75 | 11.00 |
| New Bremen | 94 | 23.50 | 113 | 28.25 | -4.75 |
| Versailles | 51 | 12.75 | 73 | 18.25 | -5.50 |
| Minster | 106 | 26.50 | 131 | 32.75 | -6.25 |
| Parkway | 40 | 10.00 | 162 | 40.50 | -30.50 |

TEAM DEFENSE

TEAM RUSHING DEFENSE

| School | Attempts | Yards | Yards/Game | Yards/Carry | TD |
|--------------|----------|-------|------------|-------------|----|
| Marion Local | 99 | 151 | 37.75 | 1.53 | 0 |
| St. Henry | 109 | 362 | 90.50 | 3.32 | 5 |
| Ft. Recovery | 199 | 561 | 140.25 | 2.82 | 4 |
| Coldwater | 133 | 599 | 149.75 | 4.50 | 4 |
| Anna | 150 | 625 | 156.25 | 4.17 | 5 |
| New Bremen | 141 | 633 | 158.25 | 4.49 | 7 |
| St. John's | 154 | 704 | 176.00 | 4.57 | 9 |
| Versailles | 135 | 766 | 191.50 | 5.67 | 7 |
| Minster | 155 | 877 | 219.25 | 5.66 | 10 |
| Parkway | 151 | 1117 | 279.25 | 7.40 | 18 |

TEAM PASSING DEFENSE

| School | Comp. | Att. | Percentage | TD | INT | Yards | Yards/Game |
|--------------|-------|------|------------|----|-----|-------|------------|
| Anna | 19 | 54 | 35.2% | 1 | 7 | 215 | 53.75 |
| Versailles | 17 | 43 | 39.5% | 4 | 1 | 276 | 69.00 |
| St. John's | 28 | 57 | 49.1% | 2 | 3 | 411 | 102.75 |
| Ft. Recovery | 31 | 67 | 46.3% | 2 | 3 | 502 | 125.50 |
| New Bremen | 31 | 59 | 52.5% | 7 | 4 | 508 | 127.00 |
| St. Henry | 28 | 64 | 43.8% | 1 | 6 | 529 | 132.25 |
| Minster | 38 | 65 | 58.5% | 8 | 5 | 557 | 139.25 |
| Parkway | 35 | 58 | 60.3% | 6 | 2 | 566 | 141.50 |
| Marion Local | 51 | 103 | 49.5% | 5 | 3 | 573 | 143.25 |
| Coldwater | 40 | 82 | 48.8% | 7 | 3 | 636 | 159.00 |

TEAM TOTAL DEFENSE

| School | Rushing | Passing | Total Yards | Yards/Game |
|--------------|---------|---------|-------------|------------|
| Marion Local | 151 | 573 | 724 | 181.00 |
| Anna | 625 | 215 | 840 | 210.00 |
| St. Henry | 362 | 529 | 891 | 222.75 |
| Versailles | 766 | 276 | 1042 | 260.50 |
| Ft. Recovery | 561 | 502 | 1063 | 265.75 |
| St. John's | 704 | 411 | 1115 | 278.75 |
| New Bremen | 633 | 508 | 1141 | 285.25 |
| Coldwater | 599 | 636 | 1235 | 308.75 |
| Minster | 877 | 557 | 1434 | 358.50 |
| Parkway | 1117 | 566 | 1683 | 420.75 |

SCORING DEFENSE

| School | Points Allowed | Points All./Game |
|--------------|----------------|------------------|
| Marion Local | 37 | 9.25 |
| St. Henry | 40 | 10.00 |
| Anna | 46 | 11.50 |
| Ft. Recovery | 57 | 14.25 |
| Coldwater | 71 | 17.75 |
| Versailles | 73 | 18.25 |
| St. John's | 83 | 20.75 |
| New Bremen | 113 | 28.25 |
| Minster | 131 | 32.75 |
| Parkway | 162 | 40.50 |

PENALTIES AND TURNOVERS

PENALTIES

| School | Number | Yards |
|--------------|--------|-------|
| Minster | 10 | 96 |
| Ft. Recovery | 14 | 108 |
| St. Henry | 12 | 115 |
| Parkway | 15 | 120 |
| St. John's | 21 | 150 |
| Marion Local | 18 | 166 |
| Versailles | 19 | 183 |
| Coldwater | 24 | 188 |
| New Bremen | 24 | 200 |
| Anna | 33 | 232 |

TURNOVER RATIO

| School | FL | INT Lost | FR | INT Gain | Plus/Minus |
|--------------|----|----------|----|----------|------------|
| St. Henry | 2 | 3 | 3 | 6 | Plus 4 |
| Coldwater | 0 | 1 | 2 | 3 | Plus 4 |
| Versailles | 3 | 4 | 9 | 1 | Plus 3 |
| Ft. Recovery | 1 | 2 | 2 | 3 | Plus 2 |
| Minster | 4 | 1 | 1 | 5 | Plus 1 |
| Anna | 6 | 3 | 3 | 7 | Plus 1 |
| St. John's | 5 | 1 | 4 | 3 | Plus 1 |
| Marion Local | 3 | 2 | 2 | 3 | Even |
| New Bremen | 4 | 6 | 4 | 4 | Minus 2 |
| Parkway | 4 | 6 | 3 | 2 | Minus 5 |



2016 Midwest Athletic Conference Football Statistics - Week 4

INDIVIDUAL OFFENSE

INDIVIDUAL RUSHING (Top 10)

| Name | School | Attempts | Yards | Yards/Carry | TD |
|------------------|--------|----------|------------|-------------|----|
| Aaron Reindel | DSJ | 104 | 694 | 6.67 | 15 |
| Will Homan | FR | 64 | 514 | 8.03 | 5 |
| Jared Huelsman | MIN | 88 | 458 | 5.20 | 6 |
| Aidan Endsley | ANNA | 68 | 435 | 6.40 | 3 |
| Nate Moeller | ML | 40 | 357 | 8.93 | 4 |
| Duane Leugers | ML | 44 | 354 | 8.05 | 8 |
| Bryce Schmiesing | MIN | 40 | 329 | 8.23 | 3 |
| Ryan Luttmmer | SH | 53 | 310 | 5.85 | 5 |
| Garrett Thompson | VER | 53 | 299 | 5.64 | 2 |
| Dylan Thobe | CW | 74 | 298 | 4.03 | 8 |

INDIVIDUAL PASSING (Top 10)

| Name | School | Completions | Attempts | Yards | Yards/Comp. | TD | INT |
|------------------|--------|-------------|----------|------------|-------------|----|-----|
| Dylan Thobe | CW | 47 | 86 | 830 | 17.66 | 7 | 1 |
| Travis Meyer | ANNA | 46 | 80 | 717 | 15.59 | 8 | 3 |
| Caleb Martion | FR | 39 | 65 | 674 | 17.28 | 7 | 1 |
| Jared Huelsman | MIN | 35 | 63 | 537 | 15.34 | 7 | 1 |
| Jacob Youngpeter | DSJ | 26 | 51 | 414 | 15.92 | 3 | 3 |
| Duane Leugers | ML | 23 | 45 | 381 | 16.57 | 4 | 2 |
| Daylon Lange | SH | 18 | 32 | 324 | 18.00 | 4 | 2 |
| Nathan Lefeld | SH | 18 | 50 | 311 | 17.28 | 0 | 2 |
| Nolan Bornhorst | NB | 20 | 46 | 311 | 15.55 | 4 | 6 |
| Andrew Baker | PW | 10 | 35 | 155 | 15.50 | 1 | 4 |

INDIVIDUAL RECEIVING (Top 10)

| Name | School | Receptions | Yards | Average | TD |
|--------------------------|---------------|-------------------|--------------|----------------|-----------|
| Jonathan Niemeyer | MIN | 17 | 330 | 19.41 | 4 |
| Neal Muhlenkamp | CW | 17 | 320 | 18.82 | 3 |
| Colin Wuebker | ANNA | 15 | 289 | 19.27 | 3 |
| Zach Klosterman | CW | 13 | 217 | 16.69 | 1 |
| Ryan Thobe | ML | 10 | 212 | 21.20 | 3 |
| Will Homan | FR | 8 | 199 | 24.88 | 0 |
| Eric Vogt | DSJ | 13 | 195 | 15.00 | 1 |
| Caleb Kauffman | ANNA | 9 | 188 | 20.89 | 2 |
| Payton Jutte | FR | 13 | 166 | 12.77 | 0 |
| Nate Rindler | CW | 8 | 163 | 20.38 | 2 |

INDIVIDUAL SCORING (Top 10)

| Name | School | 2-Pt Conversions | FG | PAT | TD | Total |
|------------------------|---------------|-------------------------|-----------|------------|-----------|--------------|
| Aaron Reindel | DSJ | 0 | 0 | 0 | 15 | 90 |
| Ryan Luttmer | SH | 0 | 1 | 15 | 6 | 54 |
| Duane Leugers | ML | 0 | 0 | 0 | 8 | 48 |
| Dylan Thobe | CW | 0 | 0 | 0 | 8 | 48 |
| Avery Powers | NB | 0 | 0 | 0 | 7 | 46 |
| Jared Huelsman | MIN | 0 | 0 | 0 | 6 | 42 |
| Neal Muhlenkamp | CW | 0 | 3 | 14 | 3 | 41 |
| Jaren Fishbaugh | SH | 0 | 0 | 0 | 6 | 36 |
| Aidan Endsley | ANNA | 0 | 0 | 14 | 3 | 32 |
| Will Homan | FR | 1 | 0 | 0 | 5 | 32 |

INDIVIDUAL DEFENSE

TACKLES (Top 10)

| Name | School | Tackles |
|--------------------|--------|---------|
| Isaac Musser | DSJ | 41 |
| Troy Elwer | DSJ | 41 |
| Ethan Schoen | FR | 39 |
| Ethan Burd | ANNA | 38 |
| Andrew Sieftring | CW | 38 |
| Patrick Klosterman | CW | 37 |
| Will Homan | FR | 36 |
| Troy Schwinnen | DSJ | 36 |
| Ryan Knapke | CW | 35 |
| Colin Wuebker | ANNA | 33 |

INTERCEPTIONS (Top 10)

| Name | School | Interceptions | TD |
|------------------|--------|---------------|----|
| Parker Link | SH | 5 | 0 |
| Caleb Kauffman | ANNA | 4 | 0 |
| Carter Hogenkamp | MIN | 2 | 0 |
| Colin Wuebker | ANNA | 2 | 0 |

24 Players Tied with 1 INT Apiece

FUMBLE RECOVERIES (Top 10)

| Name | School | Recoveries |
|----------------|--------|------------|
| Raymond Wood | PW | 2 |
| George Grow | VER | 2 |
| Ethan Burd | ANNA | 2 |
| Nicholas Wells | NB | 2 |

28 Players Tied with 1 Fumble Recovery Apiece

INDIVIDUAL KICKING

PUNTING (Top 10)

| Name | School | Number | Yards | Average |
|-------------------|--------|--------|-------|---------|
| Jared Bergman | ML | 10 | 432 | 43.20 |
| Eric Vogt | DSJ | 6 | 244 | 40.67 |
| Josh Steinbrunner | VER | 16 | 648 | 40.50 |
| Caleb Martin | FR | 4 | 156 | 39.00 |
| Collin Mescher | SH | 10 | 387 | 38.70 |
| Dylan Thobe | CW | 11 | 407 | 37.00 |
| Austin Fogt | ANNA | 8 | 281 | 35.13 |
| Bryce Schmiesing | MIN | 11 | 358 | 32.55 |
| Logan Huff | PW | 15 | 444 | 29.60 |
| Nolan Bornhorst | NB | 10 | 268 | 26.80 |

KICK SCORING (Top 10)

| Name | School | PAT Made | FG Made | Points |
|-------------------|--------|----------|---------|--------|
| Neal Muhlenkamp | CW | 14 | 3 | 23 |
| Ryan Luttmer | SH | 15 | 1 | 18 |
| Tyler Mescher | ML | 12 | 1 | 15 |
| Aidan Endsley | ANNA | 14 | 0 | 14 |
| Mark Wrasman | DSJ | 7 | 0 | 7 |
| Matthew Miller | DSJ | 5 | 0 | 5 |
| Justin Rice | PW | 4 | 0 | 4 |
| Avery Powers | NB | 4 | 0 | 4 |
| Broc Miller | MIN | 4 | 0 | 4 |
| Josh Steinbrunner | VER | 3 | 0 | 3 |
| Chris Link | FR | 3 | 0 | 3 |

RETURNS

PUNT RETURNS (Top 10)

| Name | School | Number | Yards | Average | TD |
|------------------|--------|--------|-------|---------|----|
| Nate Rindler | CW | 8 | 135 | 16.88 | 1 |
| Colin Wuebker | ANNA | 9 | 61 | 6.78 | 0 |
| Jack Muhlenkamp | CW | 4 | 42 | 10.50 | 0 |
| Matt Rethman | ML | 4 | 42 | 10.50 | 0 |
| Sam Barga | VER | 5 | 38 | 7.60 | 0 |
| Alex Wendel | VER | 2 | 30 | 15.00 | 0 |
| Bryce Schmiesing | MIN | 4 | 30 | 7.50 | 0 |
| Aaron Reindel | DSJ | 2 | 26 | 13.00 | 0 |
| Levi Clem | NB | 2 | 22 | 11.00 | 0 |
| Parker Link | SH | 3 | 22 | 7.33 | 0 |

KICKOFF RETURNS (Top 10)

| Name | School | Number | Yards | Average | TD |
|------------------|--------|--------|-------|---------|----|
| Caden May | PW | 9 | 201 | 22.33 | 0 |
| Robby LeFevre | FR | 7 | 140 | 20.00 | 0 |
| Bryce Schmiesing | MIN | 9 | 136 | 15.11 | 0 |
| Garrett Thompson | VER | 8 | 133 | 16.63 | 0 |
| Aaron Reindel | DSJ | 6 | 129 | 21.50 | 0 |
| Brad Giere | CW | 6 | 110 | 18.33 | 0 |
| Alec Schoenleben | PW | 6 | 94 | 15.67 | 0 |
| Jake Hemmelgarn | NB | 2 | 90 | 45.00 | 0 |
| Nate Rindler | CW | 5 | 89 | 17.80 | 0 |
| Kyle Subler | VER | 3 | 79 | 26.33 | 0 |

