













SEASON RECORDS

| | | MAC | | Overall | |
|---|--------------------|-----|---|---------|----|
|  | Coldwater | 5 | 0 | 10 | 4 |
|  | Versailles | 5 | 1 | 12 | 5 |
|  | Fort Recovery | 3 | 1 | 9 | 4 |
|  | St. Henry | 3 | 2 | 12 | 4 |
|  | Minster | 3 | 2 | 9 | 6 |
|  | Marion Local | 2 | 3 | 8 | 7 |
|  | New Bremen | 2 | 4 | 2 | 14 |
|  | Delphos St. John's | 1 | 3 | 7 | 7 |
|  | New Knoxville | 1 | 4 | 5 | 9 |
|  | Parkway | 0 | 5 | 3 | 13 |

* Versailles Statistics Through 16 Games

** Marion Local Statistics Through 14 Games



TEAM STATISTICS

SCORING OFFENSE

| Team | Games | Points | Average |
|--------------------|-------|--------|---------|
| Fort Recovery | 13 | 836 | 64.31 |
| Coldwater | 14 | 882 | 63.00 |
| Versailles | 16 | 999 | 62.44 |
| Marion Local | 14 | 802 | 57.29 |
| Minster | 15 | 823 | 54.87 |
| St. Henry | 16 | 859 | 53.69 |
| New Knoxville | 14 | 691 | 49.36 |
| New Bremen | 16 | 718 | 44.88 |
| Delphos St. John's | 14 | 595 | 42.50 |
| Parkway | 16 | 672 | 42.00 |

SCORING DEFENSE

| Team | Games | Points | Average |
|--------------------|-------|--------|---------|
| Minster | 15 | 704 | 46.93 |
| St. Henry | 16 | 751 | 46.94 |
| Delphos St. John's | 14 | 671 | 47.93 |
| Versailles | 16 | 790 | 49.38 |
| Fort Recovery | 13 | 703 | 54.08 |
| New Knoxville | 14 | 766 | 54.71 |
| Marion Local | 14 | 772 | 55.14 |
| Coldwater | 14 | 778 | 55.57 |
| New Bremen | 16 | 925 | 57.81 |
| Parkway | 16 | 949 | 59.31 |

SCORING MARGIN

| Team | Games | Off. Ave. | Def. Ave. | Margin |
|--------------------|-------|-----------|-----------|--------|
| Versailles | 16 | 999 | 790 | 13.06 |
| Fort Recovery | 13 | 836 | 703 | 10.23 |
| Minster | 15 | 823 | 704 | 7.93 |
| Coldwater | 14 | 882 | 778 | 7.43 |
| St. Henry | 16 | 859 | 751 | 6.75 |
| Marion Local | 14 | 802 | 772 | 2.14 |
| New Knoxville | 14 | 691 | 766 | -5.36 |
| Delphos St. John's | 14 | 595 | 671 | -5.43 |
| New Bremen | 16 | 718 | 925 | -12.94 |
| Parkway | 16 | 672 | 949 | -17.31 |

FIELD GOAL %

| Team | FG | FGA | % |
|--------------------|-----|-----|--------|
| Versailles | 372 | 741 | 50.20% |
| Coldwater | 331 | 701 | 47.22% |
| Fort Recovery | 315 | 706 | 44.62% |
| Marion Local | 293 | 660 | 44.39% |
| St. Henry | 307 | 717 | 42.82% |
| Minster | 307 | 752 | 40.82% |
| New Knoxville | 245 | 614 | 39.90% |
| Delphos St. John's | 203 | 519 | 39.11% |
| Parkway | 239 | 660 | 36.21% |
| New Bremen | 272 | 826 | 32.93% |

FREE THROW %

| Team | FT | FTA | % |
|--------------------|-----|-----|--------|
| Versailles | 158 | 226 | 69.91% |
| New Knoxville | 162 | 242 | 66.94% |
| Delphos St. John's | 139 | 217 | 64.06% |
| Fort Recovery | 132 | 215 | 61.40% |
| Marion Local | 158 | 258 | 61.24% |
| St. Henry | 156 | 257 | 60.70% |
| Coldwater | 119 | 203 | 58.62% |
| Minster | 120 | 216 | 55.56% |
| New Bremen | 132 | 238 | 55.46% |
| Parkway | 115 | 213 | 53.99% |

TEAM REBOUNDS

| Team | Games | Team Total | AVE. |
|--------------------|-------|------------|-------|
| Coldwater | 14 | 518 | 37.00 |
| New Bremen | 16 | 463 | 28.94 |
| Fort Recovery | 13 | 416 | 32.00 |
| Marion Local | 14 | 408 | 29.14 |
| St. Henry | 16 | 391 | 24.44 |
| Delphos St. John's | 14 | 385 | 27.50 |
| Versailles | 16 | 385 | 24.06 |
| Parkway | 16 | 375 | 23.44 |
| Minster | 15 | 375 | 25.00 |
| New Knoxville | 14 | 367 | 26.21 |

3-POINT FG %

| Team | FG | FGA | % |
|--------------------|-----|-----|--------|
| Minster | 89 | 253 | 35.18% |
| Versailles | 97 | 280 | 34.64% |
| Coldwater | 101 | 295 | 34.24% |
| Fort Recovery | 74 | 223 | 33.18% |
| St. Henry | 89 | 286 | 31.12% |
| Parkway | 79 | 283 | 27.92% |
| Marion Local | 58 | 218 | 26.61% |
| Delphos St. John's | 50 | 196 | 25.51% |
| New Knoxville | 29 | 116 | 25.00% |
| New Bremen | 42 | 184 | 22.83% |

3-POINT FG MADE

| Team | GAMES | FG | AVE. |
|--------------------|-------|-----|------|
| Coldwater | 14 | 101 | 7.21 |
| Versailles | 16 | 97 | 6.06 |
| St. Henry | 16 | 89 | 5.56 |
| Minster | 15 | 89 | 5.93 |
| Parkway | 16 | 79 | 4.94 |
| Fort Recovery | 13 | 74 | 5.69 |
| Marion Local | 14 | 58 | 4.14 |
| Delphos St. John's | 14 | 50 | 3.57 |
| New Bremen | 16 | 42 | 2.63 |
| New Knoxville | 14 | 39 | 2.79 |



INDIVIDUAL STATISTICS

SCORING (At Least 10 Games Played)

| Name | School | Games | 2PT FG | 3PT FG | FT | Pts. | Ave. |
|-----------------|---------------|-------|--------|--------|----|------|-------|
| Justin Ahrens | Versailles | 16 | 79 | 43 | 70 | 357 | 22.31 |
| Mitchel Stammen | St. Henry | 15 | 65 | 36 | 68 | 306 | 20.40 |
| Tyler Mescher | Marion Local | 14 | 101 | 1 | 49 | 254 | 18.14 |
| Logan Leffel | New Knoxville | 14 | 49 | 27 | 63 | 242 | 17.29 |
| Andy Brunet | Coldwater | 14 | 92 | 0 | 35 | 219 | 15.64 |
| Micaiah Cox | Fort Recovery | 13 | 73 | 1 | 29 | 178 | 13.69 |
| Tim Kreeger | St. John's | 14 | 70 | 0 | 49 | 189 | 13.50 |
| Derek Albers | Marion Local | 12 | 26 | 28 | 25 | 161 | 13.42 |
| Jesse Niekamp | St. Henry | 16 | 81 | 0 | 38 | 200 | 12.50 |
| Darien Sheffer | Fort Recovery | 13 | 39 | 18 | 19 | 151 | 11.62 |

REBOUNDBING

| Name | School | No. |
|---------------|---------------|-----|
| Andy Brunet | Coldwater | 194 |
| Jesse Niekamp | St. Henry | 123 |
| Tim Kreeger | St. John's | 120 |
| Micaiah Cox | Fort Recovery | 109 |
| Zach Neuman | New Knoxville | 95 |
| Tyler Mescher | Marion Local | 89 |
| Justin Ahrens | Versailles | 85 |
| Deione Hoehne | New Bremen | 83 |
| Justin Barna | Parkway | 76 |
| Evan Lefeld | St. Henry | 75 |
| Sage Dugan | Parkway | 75 |

FG PERCENTAGE

at least 66 Attempts

| Name | School | FG | FGA | % |
|---------------|---------------|-----|-----|--------|
| Andy Brunet | Coldwater | 92 | 133 | 69.17% |
| Tyler Mescher | Marion Local | 102 | 167 | 61.08% |
| Jesse Niekamp | St. Henry | 81 | 133 | 60.90% |
| Micaiah Cox | Fort Recovery | 74 | 129 | 57.36% |
| AJ Ahrens | Versailles | 38 | 68 | 55.88% |
| Tim Kreeger | St. John's | 70 | 126 | 55.56% |
| Caleb Martin | Fort Recovery | 36 | 68 | 52.94% |
| Justin Ahrens | Versailles | 122 | 235 | 51.91% |
| Austin Knapke | Versailles | 39 | 76 | 51.32% |
| Josh Nixon | Minster | 56 | 112 | 50.00% |

FT PERCENTAGE

at least 45 attempts

| Name | School | FT | FTA | % |
|-----------------|---------------|----|-----|--------|
| Logan Leffel | New Knoxville | 63 | 76 | 82.89% |
| Justin Ahrens | Versailles | 70 | 85 | 82.35% |
| Eric Bowers | New Bremen | 36 | 47 | 76.60% |
| Mitchel Stammen | St. Henry | 68 | 102 | 66.67% |
| Cole Griesdorn | Marion Local | 31 | 47 | 65.96% |
| Jesse Niekamp | St. Henry | 38 | 58 | 65.52% |
| Nick Topp | New Knoxville | 35 | 54 | 64.81% |
| Kyle Homan | Marion Local | 29 | 47 | 61.70% |
| Greg Parker | New Bremen | 28 | 46 | 60.87% |
| Tim Kreeger | St. John's | 49 | 82 | 59.76% |

ASSISTS

| Name | School | NO. |
|--------------------|---------------|-----|
| Jack Hemmelgarn | Coldwater | 69 |
| Brandon Schoen | Fort Recovery | 67 |
| Alex Wendel | Versailles | 65 |
| Justin Ahrens | Versailles | 59 |
| Cole Griesdorn | Marion Local | 46 |
| Clayton Agler | Parkway | 44 |
| Ben Schwieterman | New Bremen | 42 |
| Jacob Stechschulte | Minster | 39 |
| Brett McEldowney | Versailles | 39 |

SHOT BLOCKS

| Name | School | NO. |
|------------------|---------------|-----|
| Andy Brunet | Coldwater | 51 |
| Justin Ahrens | Versailles | 26 |
| Micaiah Cox | Fort Recovery | 23 |
| Tim Kreeger | St. John's | 20 |
| Brett McEldowney | Versailles | 12 |
| Sam Stone | New Knoxville | 10 |
| Caleb Martin | Fort Recovery | 9 |
| Mason Baxter | Parkway | 9 |
| Wes Wenning | Fort Recovery | 9 |
| Alex Wendel | Versailles | 9 |

STEALS

| Name | School | NO. |
|-------------------|---------------|-----|
| Brandon Schoen | Fort Recovery | 34 |
| Alex Wendel | Versailles | 26 |
| Josh Nixon | Minster | 25 |
| Nate Bruns | Marion Local | 27 |
| Kyle Homan | Marion Local | 24 |
| Darien Sheffer | Fort Recovery | 24 |
| Clayton Agler | Parkway | 22 |
| Conner Tumbusch | Minster | 21 |
| Keaton McEldowney | Versailles | 21 |

3-POINT FG %

at least 35 attempts

| Name | School | FG | FGA | % |
|------------------|---------------|----|-----|--------|
| Josh Nixon | Minster | 15 | 36 | 41.67% |
| Bryce Schmiesing | Minster | 17 | 41 | 41.46% |
| Mitchel Stammen | St. Henry | 36 | 90 | 40.00% |
| Justin Ahrens | Versailles | 43 | 109 | 39.45% |
| Luke Leffel | New Knoxville | 27 | 69 | 39.13% |
| Aaron Ernst | Minster | 16 | 41 | 39.02% |
| Dylan Thobe | Coldwater | 38 | 98 | 38.78% |
| Alex Wendel | Versailles | 18 | 47 | 38.30% |
| Aaron Harlamert | Coldwater | 13 | 37 | 35.14% |
| Darien Sheffer | Fort Recovery | 18 | 52 | 34.62% |

3-POINTERS MADE

| Name | School | NO. |
|------------------|----------------------|------------|
| Justin Ahrens | Versailles | 43 |
| Dylan Thobe | Coldwater | 38 |
| Mitchel Stammen | St. Henry | 36 |
| Clayton Agler | Parkway | 32 |
| Robbie Saine | St. John's | 28 |
| Derek Albers | Marion Local | 28 |
| Luke Leffel | New Knoxville | 27 |
| Chase Bruns | Fort Recovery | 27 |
| Evan Lefeld | St. Henry | 19 |
| Brett McEldowney | Versailles | 19 |