













## 2015 Midwest Athletic Conference Football Statistics - Week 5

Prepared by Robb Hemmelgarn

### Season Records

|   | School             | MAC |   | OVERALL |   |
|---|--------------------|-----|---|---------|---|
|    | Marion Local       | 3   | 0 | 5       | 0 |
|    | Coldwater          | 3   | 0 | 5       | 0 |
|    | Fort Recovery      | 3   | 0 | 5       | 0 |
|    | Versailles         | 2   | 1 | 3       | 2 |
|    | St. Henry          | 1   | 2 | 3       | 2 |
|    | Minster            | 1   | 2 | 3       | 2 |
|   | Anna               | 1   | 2 | 1       | 4 |
|  | Delphos St. John's | 1   | 2 | 1       | 4 |
|  | New Bremen         | 0   | 3 | 1       | 4 |
|  | Parkway            | 0   | 3 | 0       | 5 |



## 2015 Midwest Athletic Conference Football Statistics - Week 5

# TEAM OFFENSE

### TEAM RUSHING OFFENSE

| School       | Attempts | Yards       | Yards/Game | Yards/Carry | TD |
|--------------|----------|-------------|------------|-------------|----|
| Marion Local | 171      | <b>1138</b> | 227.60     | 6.65        | 21 |
| Ft. Recovery | 170      | <b>1080</b> | 216.00     | 6.35        | 16 |
| Versailles   | 178      | <b>855</b>  | 171.00     | 4.80        | 14 |
| St. Henry    | 152      | <b>739</b>  | 147.80     | 4.86        | 9  |
| New Bremen   | 198      | <b>683</b>  | 136.60     | 3.45        | 5  |
| Anna         | 163      | <b>654</b>  | 130.80     | 4.01        | 8  |
| Coldwater    | 143      | <b>595</b>  | 119.00     | 4.16        | 11 |
| St. John's   | 151      | <b>567</b>  | 113.40     | 3.75        | 7  |
| Minster      | 133      | <b>455</b>  | 91.00      | 3.42        | 4  |
| Parkway      | 109      | <b>433</b>  | 86.60      | 3.97        | 2  |

### TEAM PASSING OFFENSE

| School       | Comp. | Att. | Percentage | TD | INT | Yards       | Yards/Game |
|--------------|-------|------|------------|----|-----|-------------|------------|
| Coldwater    | 88    | 122  | 72.1%      | 13 | 4   | <b>1126</b> | 225.20     |
| Minster      | 64    | 118  | 54.2%      | 10 | 1   | <b>864</b>  | 172.80     |
| Versailles   | 49    | 107  | 45.8%      | 6  | 8   | <b>845</b>  | 169.00     |
| Ft. Recovery | 63    | 105  | 60.0%      | 6  | 4   | <b>842</b>  | 168.40     |
| St. John's   | 50    | 101  | 49.5%      | 5  | 5   | <b>820</b>  | 164.00     |
| Parkway      | 53    | 106  | 50.0%      | 2  | 10  | <b>723</b>  | 144.60     |
| Marion Local | 37    | 56   | 66.1%      | 8  | 2   | <b>589</b>  | 117.80     |
| St. Henry    | 51    | 88   | 58.0%      | 4  | 5   | <b>526</b>  | 105.20     |
| Anna         | 48    | 99   | 48.5%      | 0  | 6   | <b>486</b>  | 97.20      |
| New Bremen   | 18    | 40   | 45.0%      | 2  | 5   | <b>232</b>  | 46.40      |

### TEAM TOTAL OFFENSE

| School       | Rushing | Passing | Total Yards | Yards/Game |
|--------------|---------|---------|-------------|------------|
| Ft. Recovery | 1080    | 842     | <b>1922</b> | 384.40     |
| Marion Local | 1138    | 589     | <b>1727</b> | 345.40     |
| Coldwater    | 595     | 1126    | <b>1721</b> | 344.20     |
| Versailles   | 855     | 845     | <b>1700</b> | 340.00     |
| St. John's   | 567     | 820     | <b>1387</b> | 277.40     |
| Minster      | 455     | 864     | <b>1319</b> | 263.80     |
| St. Henry    | 739     | 526     | <b>1265</b> | 253.00     |
| Parkway      | 433     | 723     | <b>1156</b> | 231.20     |
| Anna         | 654     | 486     | <b>1140</b> | 228.00     |
| New Bremen   | 683     | 232     | <b>915</b>  | 183.00     |

### POINTS SCORED

| School            | Points | Points/Game  |
|-------------------|--------|--------------|
| Marion Local      | 202    | <b>40.40</b> |
| Coldwater         | 183    | <b>36.60</b> |
| Fort Recovery     | 158    | <b>31.60</b> |
| Versailles        | 147    | <b>29.40</b> |
| St. Henry         | 103    | <b>20.60</b> |
| Delphos St. Johns | 102    | <b>20.40</b> |
| Minster           | 99     | <b>19.80</b> |
| Anna              | 60     | <b>12.00</b> |
| New Bremen        | 47     | <b>9.40</b>  |
| Parkway           | 25     | <b>5.00</b>  |

### MARGIN OF VICTORY

|                   | Points Scored | Ave.  | Points Allowed | Ave.  | Margin        |
|-------------------|---------------|-------|----------------|-------|---------------|
| Coldwater         | 183           | 36.60 | 13             | 2.60  | <b>34.00</b>  |
| Marion Local      | 202           | 40.40 | 48             | 9.60  | <b>30.80</b>  |
| Fort Recovery     | 158           | 31.60 | 38             | 7.60  | <b>24.00</b>  |
| Versailles        | 147           | 29.40 | 85             | 17.00 | <b>12.40</b>  |
| Minster           | 99            | 19.80 | 80             | 16.00 | <b>3.80</b>   |
| St. Henry         | 103           | 20.60 | 96             | 19.20 | <b>1.40</b>   |
| Anna              | 60            | 12.00 | 105            | 21.00 | <b>-9.00</b>  |
| Delphos St. Johns | 102           | 20.40 | 147            | 29.40 | <b>-9.00</b>  |
| New Bremen        | 47            | 9.40  | 165            | 33.00 | <b>-23.60</b> |
| Parkway           | 25            | 5.00  | 146            | 29.20 | <b>-24.20</b> |

# TEAM DEFENSE

## TEAM RUSHING DEFENSE

| School       | Attempts | Yards       | Yards/Game | Yards/Carry | TD |
|--------------|----------|-------------|------------|-------------|----|
| Coldwater    | 133      | <b>359</b>  | 71.80      | 2.70        | 2  |
| Marion Local | 133      | <b>382</b>  | 76.40      | 2.87        | 4  |
| Ft. Recovery | 143      | <b>411</b>  | 82.20      | 2.87        | 4  |
| Versailles   | 163      | <b>571</b>  | 114.20     | 3.50        | 6  |
| St. Henry    | 130      | <b>616</b>  | 123.20     | 4.74        | 8  |
| Minster      | 203      | <b>670</b>  | 134.00     | 3.30        | 8  |
| New Bremen   | 148      | <b>858</b>  | 171.60     | 5.80        | 11 |
| Anna         | 171      | <b>912</b>  | 182.40     | 5.33        | 10 |
| St. John's   | 192      | <b>995</b>  | 199.00     | 5.18        | 14 |
| Parkway      | 214      | <b>1187</b> | 237.40     | 5.55        | 12 |

## TEAM PASSING DEFENSE

| School       | Comp. | Att. | Percentage | TD | INT | Yards      | Yards/Game |
|--------------|-------|------|------------|----|-----|------------|------------|
| Coldwater    | 33    | 78   | 42.3%      | 0  | 4   | <b>311</b> | 62.20      |
| St. Henry    | 35    | 74   | 47.3%      | 4  | 7   | <b>412</b> | 82.40      |
| Ft. Recovery | 42    | 103  | 40.8%      | 2  | 8   | <b>460</b> | 92.00      |
| St. John's   | 44    | 71   | 62.0%      | 4  | 3   | <b>563</b> | 112.60     |
| Anna         | 54    | 94   | 57.4%      | 3  | 9   | <b>567</b> | 113.40     |
| Marion Local | 47    | 101  | 46.5%      | 3  | 6   | <b>618</b> | 123.60     |
| Versailles   | 48    | 99   | 48.5%      | 5  | 3   | <b>649</b> | 129.80     |
| Minster      | 65    | 108  | 60.2%      | 4  | 8   | <b>741</b> | 148.20     |
| New Bremen   | 38    | 77   | 49.4%      | 11 | 0   | <b>760</b> | 152.00     |
| Parkway      | 51    | 75   | 68.0%      | 9  | 3   | <b>799</b> | 159.80     |

**TEAM TOTAL DEFENSE**

| <b>School</b>       | <b>Rushing</b> | <b>Passing</b> | <b>Total Yards</b> | <b>Yards/Game</b> |
|---------------------|----------------|----------------|--------------------|-------------------|
| <b>Coldwater</b>    | 359            | 311            | <b>670</b>         | 134.00            |
| <b>Ft. Recovery</b> | 411            | 460            | <b>871</b>         | 174.20            |
| <b>Marion Local</b> | 382            | 618            | <b>1000</b>        | 200.00            |
| <b>St. Henry</b>    | 616            | 412            | <b>1028</b>        | 205.60            |
| <b>Versailles</b>   | 571            | 649            | <b>1220</b>        | 244.00            |
| <b>Minster</b>      | 670            | 741            | <b>1411</b>        | 282.20            |
| <b>Anna</b>         | 912            | 567            | <b>1479</b>        | 295.80            |
| <b>St. John's</b>   | 995            | 563            | <b>1558</b>        | 311.60            |
| <b>New Bremen</b>   | 858            | 760            | <b>1618</b>        | 323.60            |
| <b>Parkway</b>      | 1187           | 799            | <b>1986</b>        | 397.20            |

**POINTS ALLOWED**

| <b>School</b>            | <b>Points Allowed</b> | <b>Points All./Game</b> |
|--------------------------|-----------------------|-------------------------|
| <b>Coldwater</b>         | 13                    | <b>2.60</b>             |
| <b>Fort Recovery</b>     | 38                    | <b>7.60</b>             |
| <b>Marion Local</b>      | 48                    | <b>9.60</b>             |
| <b>Minster</b>           | 80                    | <b>16.00</b>            |
| <b>Versailles</b>        | 85                    | <b>17.00</b>            |
| <b>St. Henry</b>         | 96                    | <b>19.20</b>            |
| <b>Anna</b>              | 105                   | <b>21.00</b>            |
| <b>Delphos St. Johns</b> | 147                   | <b>29.40</b>            |
| <b>Parkway</b>           | 156                   | <b>31.20</b>            |
| <b>New Bremen</b>        | 165                   | <b>33.00</b>            |

# PENALTIES AND TURNOVERS

## PENALTIES

| School       | Number | Yards |
|--------------|--------|-------|
| Parkway      | 15     | 95    |
| Ft. Recovery | 12     | 96    |
| Minster      | 16     | 130   |
| Anna         | 26     | 160   |
| Versailles   | 20     | 165   |
| St. John's   | 21     | 173   |
| St. Henry    | 25     | 208   |
| Marion Local | 18     | 216   |
| New Bremen   | 27     | 250   |
| Coldwater    | 37     | 261   |

## TURNOVER RATIO

| School       | FL | INT Lost | FR | INT Gain | Plus/Minus |
|--------------|----|----------|----|----------|------------|
| Minster      | 1  | 2        | 3  | 8        | Plus 8     |
| Anna         | 3  | 6        | 5  | 9        | Plus 5     |
| St. Henry    | 2  | 5        | 4  | 7        | Plus 4     |
| Ft. Recovery | 2  | 4        | 2  | 8        | Plus 4     |
| Coldwater    | 1  | 4        | 1  | 4        | EVEN       |
| St. John's   | 1  | 5        | 3  | 3        | EVEN       |
| Marion Local | 5  | 2        | 1  | 6        | EVEN       |
| Versailles   | 3  | 8        | 5  | 3        | Minus 3    |
| New Bremen   | 3  | 5        | 4  | 0        | Minus 4    |
| Parkway      | 4  | 10       | 5  | 3        | Minus 6    |



## 2015 Midwest Athletic Conference Football Statistics - Week 5

# INDIVIDUAL OFFENSE

### INDIVIDUAL RUSHING (Top 10)

| Name           | School | Attempts | Yards      | Yards/Carry | TD |
|----------------|--------|----------|------------|-------------|----|
| Collin Peters  | VER    | 124      | <b>678</b> | 5.47        | 12 |
| Kyle Schroer   | FR     | 83       | <b>536</b> | 6.46        | 11 |
| Jesse Niekamp  | SH     | 78       | <b>483</b> | 6.19        | 8  |
| Connor Rioch   | ANNA   | 78       | <b>367</b> | 4.71        | 2  |
| Aaron Nietfeld | ML     | 58       | <b>337</b> | 5.81        | 7  |
| Chris Post     | CW     | 57       | <b>319</b> | 5.60        | 6  |
| Colin Wuebker  | ANNA   | 63       | <b>315</b> | 5.00        | 3  |
| Nate Moeller   | ML     | 24       | <b>291</b> | 12.13       | 5  |
| Will Homan     | FR     | 34       | <b>261</b> | 7.68        | 3  |
| Evan Huelsman  | MIN    | 62       | <b>253</b> | 4.08        | 2  |

### INDIVIDUAL PASSING (Top 10)

| Name             | School | Completions | Attempts | Yards       | Yards/Comp. | TD | INT |
|------------------|--------|-------------|----------|-------------|-------------|----|-----|
| Jack Hemmelgarn  | CW     | 83          | 110      | <b>1105</b> | 13.31       | 13 | 3   |
| Josh Nixon       | MIN    | 64          | 118      | <b>864</b>  | 13.50       | 10 | 1   |
| Jacob Youngpeter | DSJ    | 38          | 77       | <b>649</b>  | 17.08       | 3  | 5   |
| Justin Barna     | PW     | 53          | 106      | <b>723</b>  | 13.64       | 2  | 10  |
| Jared Niekamp    | VER    | 48          | 103      | <b>798</b>  | 16.63       | 5  | 8   |
| Caleb Martin     | FR     | 58          | 98       | <b>736</b>  | 12.69       | 5  | 4   |
| Mitchel Stammen  | SH     | 44          | 79       | <b>453</b>  | 10.30       | 4  | 4   |
| Travis Meyer     | ANNA   | 39          | 83       | <b>448</b>  | 11.49       | 0  | 5   |
| Cole Griesdorn   | ML     | 22          | 33       | <b>394</b>  | 17.91       | 8  | 2   |
| Avery Powers     | NB     | 18          | 39       | <b>232</b>  | 12.89       | 2  | 5   |

**INDIVIDUAL RECEIVING (Top 10)**

| <b>Name</b>             | <b>School</b> | <b>Receptions</b> | <b>Yards</b> | <b>Average</b> | <b>TD</b> |
|-------------------------|---------------|-------------------|--------------|----------------|-----------|
| <b>Bryce Schmiesing</b> | MIN           | 26                | <b>394</b>   | 15.15          | 3         |
| <b>Wes Wenning</b>      | FR            | 24                | <b>393</b>   | 16.38          | 2         |
| <b>Aaron Harlamert</b>  | CW            | 22                | <b>380</b>   | 17.27          | 4         |
| <b>Corey Dieringer</b>  | VER           | 16                | <b>313</b>   | 19.56          | 3         |
| <b>Alex Wendel</b>      | VER           | 17                | <b>309</b>   | 18.18          | 2         |
| <b>Hunter Wilker</b>    | ML            | 15                | <b>270</b>   | 18.00          | 2         |
| <b>Jacob Dues</b>       | MIN           | 16                | <b>260</b>   | 16.25          | 5         |
| <b>Eric Vogt</b>        | DSJ           | 12                | <b>234</b>   | 19.50          | 1         |
| <b>Chris Post</b>       | CW            | 22                | <b>232</b>   | 10.55          | 3         |
| <b>Kraig Schoenherr</b> | CW            | 13                | <b>230</b>   | 17.69          | 2         |

**INDIVIDUAL SCORING (Top 10)**

| <b>Name</b>            | <b>School</b> | <b>2-Pt Conversions</b> | <b>FG</b> | <b>PAT</b> | <b>TD</b> | <b>Total</b> |
|------------------------|---------------|-------------------------|-----------|------------|-----------|--------------|
| <b>Kyle Schroer</b>    | FR            | 0                       | 0         | 0          | 13        | <b>78</b>    |
| <b>Collin Peters</b>   | VER           | 1                       | 0         | 0          | 12        | <b>74</b>    |
| <b>Chris Post</b>      | CW            | 0                       | 0         | 0          | 9         | <b>54</b>    |
| <b>Jesse Niekamp</b>   | SH            | 0                       | 0         | 0          | 9         | <b>54</b>    |
| <b>Kyle McKibben</b>   | CW            | 0                       | 1         | 24         | 3         | <b>45</b>    |
| <b>Aaron Nietfeld</b>  | ML            | 1                       | 0         | 0          | 7         | <b>44</b>    |
| <b>Corey Dieringer</b> | VER           | 0                       | 0         | 10         | 5         | <b>40</b>    |
| <b>Jacob Dues</b>      | MIN           | 0                       | 0         | 0          | 5         | <b>30</b>    |
| <b>Nate Moeller</b>    | ML            | 0                       | 0         | 0          | 5         | <b>30</b>    |
| <b>Aaron Harlamert</b> | CW            | 0                       | 0         | 0          | 5         | <b>30</b>    |
| <b>Aaron Reindel</b>   | DSJ           | 0                       | 0         | 0          | 5         | <b>30</b>    |



# INDIVIDUAL DEFENSE

## TACKLES (Top 10)

| Name                | School | Tackles |
|---------------------|--------|---------|
| Kevin Flaugher      | PW     | 59      |
| Curtis Rutschilling | VER    | 46      |
| Jonny Moorman       | VER    | 44      |
| Tony Rammel         | CW     | 44      |
| Jeremy Feldes       | PW     | 43      |
| Caden May           | PW     | 42      |
| Tyler Ledyard       | DSJ    | 42      |
| Blake Hoyng         | SH     | 40      |
| Sage Dugan          | PW     | 39      |
| Mitch Schwieterman  | SH     | 39      |

## INTERCEPTIONS (Top 10)

| Name           | School | Interceptions | TD |
|----------------|--------|---------------|----|
| Blake Stephens | ANNA   | 5             | 0  |
| Brandon Schoen | FR     | 3             | 1  |
| Jesse Niekamp  | SH     | 3             | 1  |
| Jared Huelsman | MIN    | 3             | 0  |
| Colin Wuebker  | ANNA   | 2             | 0  |
| Jacob Dues     | MIN    | 2             | 0  |
| Caden May      | PW     | 2             | 0  |
| Joe Wuebker    | ML     | 2             | 0  |
| Parker Link    | SH     | 2             | 0  |
| Kyle McKibben  | CW     | 2             | 0  |
| Cole Griesdorn | ML     | 2             | 0  |

## FUMBLE RECOVERIES (Top 10)

| Name             | School | Recoveries |
|------------------|--------|------------|
| Conner Bruggeman | SH     | 2          |
| Greg Parker      | NB     | 2          |

\* Numerous Players With One Fumble Recovery Apiece

# INDIVIDUAL KICKING

## PUNTING (Top 10) at least 6 punts

| Name              | School | Number | Yards | Average |
|-------------------|--------|--------|-------|---------|
| Mitch Stammen     | SH     | 10     | 411   | 41.10   |
| Kain Luthman      | ANNA   | 22     | 899   | 40.86   |
| Josh Steinbrunner | VER    | 7      | 263   | 37.57   |
| Jason Schultz     | MIN    | 14     | 513   | 36.64   |
| Ryan Greisdron    | CW     | 8      | 278   | 34.75   |
| Eric Vogt         | DSJ    | 21     | 711   | 33.86   |
| Darien Sheffer    | FR     | 11     | 358   | 32.55   |
| Ben Kuck          | NB     | 11     | 335   | 30.45   |
| Adam Lyons        | VER    | 6      | 179   | 29.83   |
| Greg Parker       | NB     | 13     | 362   | 27.85   |

## KICK SCORING (Top 10)

| Name            | School | PAT Made | FG Made | Points |
|-----------------|--------|----------|---------|--------|
| Kyle McKibben   | CW     | 24       | 1       | 27     |
| Darien Sheffer  | FR     | 18       | 0       | 18     |
| Jason Schultz   | MIN    | 10       | 1       | 13     |
| Derek Albers    | ML     | 13       | 0       | 13     |
| Corey Dieringer | VER    | 10       | 0       | 10     |
| Ryan Luttmer    | SH     | 10       | 0       | 10     |
| Jesse Ditto     | DSJ    | 10       | 0       | 9      |
| Greg Parker     | NB     | 6        | 0       | 6      |
| Aiden Endsley   | ANNA   | 6        | 0       | 6      |
| Mitch Stammen   | SH     | 3        | 0       | 3      |
| Tyler Mescher   | ML     | 3        | 0       | 3      |

# RETURNS

## PUNT RETURNS (Top 10)

| Name             | School | Number | Yards | Average | TD |
|------------------|--------|--------|-------|---------|----|
| Kyle McKibben    | CW     | 9      | 174   | 19.33   | 0  |
| Corey Dieringer  | VER    | 5      | 144   | 28.80   | 2  |
| Aaron Harlamert  | CW     | 9      | 121   | 13.44   | 1  |
| Greg Parker      | NB     | 4      | 70    | 17.50   | 0  |
| Bryce Schmiesing | MIN    | 3      | 46    | 15.33   | 0  |
| Hunter Wilker    | ML     | 1      | 42    | 42.00   | 0  |
| Brandon Schoen   | FR     | 7      | 42    | 6.00    | 0  |
| Ryan Thobe       | ML     | 3      | 42    | 14.00   | 0  |
| Kyle Schroer     | FR     | 6      | 41    | 6.83    | 0  |
| Colin Wuebker    | ANNA   | 4      | 27    | 6.75    | 0  |

## KICKOFF RETURNS (Top 10)

| Name             | School | Number | Yards | Average | TD |
|------------------|--------|--------|-------|---------|----|
| Levi Clem        | NB     | 16     | 254   | 15.88   | 0  |
| Aaron Reindel    | DSJ    | 8      | 202   | 25.25   | 0  |
| Bryce Schmiesing | MIN    | 8      | 190   | 23.75   | 0  |
| Kevin Flaughner  | PW     | 10     | 165   | 16.50   | 0  |
| Colin Wuebker    | ANNA   | 11     | 165   | 15.00   | 0  |
| Kyle Subler      | VER    | 8      | 155   | 19.38   | 0  |
| Jesse Niekamp    | SH     | 6      | 142   | 23.67   | 0  |
| Will Homan       | FR     | 7      | 131   | 18.71   | 0  |
| Caden May        | PW     | 4      | 129   | 32.25   | 0  |
| Eric Vogt        | DSJ    | 8      | 122   | 15.25   | 0  |