













## SEASON RECORDS

		MAC		Overall	
	Versailles	2	0	4	1
	St. John's	1	0	4	0
	Marion Local	1	0	1	0
	St. Henry	0	0	4	1
	New Bremen	1	1	4	1
	Parkway	0	1	3	3
	New Knoxville	0	1	2	3
	Fort Recovery	0	1	2	4
	Minster	0	0	0	1
	Coldwater	0	1	0	3



## TEAM STATISTICS

### SCORING OFFENSE

Team	Games	Points	Average
Versailles	5	342	68.40
New Knoxville	5	334	66.80
St. Henry	5	321	64.20
Delphos St. John's	4	237	59.25
Marion Local	1	56	56.00
New Bremen	6	328	54.67
Minster	1	53	53.00
Fort Recovery	6	300	50.00
Coldwater	3	146	48.67
Parkway	6	286	47.67

### SCORING DEFENSE

Team	Games	Points	Average
Delphos St. John's	4	167	41.75
New Bremen	6	267	44.50
St. Henry	5	232	46.40
Parkway	6	286	47.67
Marion Local	1	51	51.00
Versailles	5	282	56.40
Fort Recovery	6	341	56.83
Minster	1	59	59.00
New Knoxville	5	297	59.40
Coldwater	3	180	60.00

## SCORING MARGIN

Team	Games	Off. Ave.	Def. Ave.	Margin
St. Henry	6	64.2	46.4	17.80
Delphos St. John's	4	59.25	41.75	17.50
Versailles	5	68.4	56.4	12.00
New Bremen	6	54.67	44.5	10.17
New Knoxville	5	66.8	59.4	7.40
Marion Local	1	56	51	5.00
Parkway	6	47.67	47.67	0.00
Minster	1	53	59	-6.00
Fort Recovery	6	50	56.83	-6.83
Coldwater	3	48.67	60	-11.33

## FIELD GOAL %

Team	FG	FGA	%
St. Henry	122	239	51.05%
New Knoxville	124	244	50.82%
Versailles	121	247	48.99%
Delphos St. John's	78	173	45.09%
Marion Local	19	46	41.30%
Coldwater	53	133	39.85%
Minster	19	48	39.58%
Fort Recovery	117	307	38.11%
New Bremen	116	313	37.06%
Parkway	104	287	36.24%

## FREE THROW %

Team	FT	FTA	%
Delphos St. John's	62	88	70.45%
Minster	9	13	69.23%
New Knoxville	60	87	68.97%
St. Henry	41	60	68.33%
New Bremen	79	117	67.52%
Versailles	63	97	64.95%
Parkway	46	77	59.74%
Fort Recovery	51	91	56.04%
Coldwater	25	49	51.02%
Marion Local	12	24	50.00%

## TEAM REBOUNDS

Team	Games	Team Total	Ave.
New Bremen	6	227	37.83
Fort Recovery	6	180	30
Parkway	6	162	27
New Knoxville	5	153	30.6
Versailles	5	146	29.2
St. Henry	5	140	28
Delphos St. John's	4	122	30.5
Coldwater	3	81	27
Marion Local	1	21	21
Minster	1	19	19

## 3-POINT FG %

Team	FG	FGA	%
Delphos St. John's	19	44	43.18%
New Knoxville	26	65	40.00%
Versailles	37	95	38.95%
St. Henry	36	113	31.86%
Minster	6	20	30.00%
Marion Local	6	21	28.57%
New Bremen	17	62	27.42%
Coldwater	15	55	27.27%
Parkway	32	119	26.89%
Fort Recovery	15	85	17.65%

## 3-POINT FG MADE

Team	GAMES	FG	AVE.
Versailles	5	37	7.40
St. Henry	5	36	7.20
Minster	1	6	6.00
Marion Local	1	6	6.00
Parkway	6	32	5.33
New Knoxville	5	26	5.20
Coldwater	3	15	5.00
Delphos St. John's	4	19	4.75
New Bremen	6	17	2.83
Fort Recovery	6	15	2.50



# INDIVIDUAL STATISTICS

## SCORING

Name	School	Games	2PT FG	3PT FG	FT	Pts.	Ave.
Kyle Ahrens	Versailles	4	29	10	25	113	<b>28.25</b>
Ryan Mikesell	St. Henry	5	37	10	21	125	<b>25.00</b>
Jalen Fullenkamp	New Knoxville	5	37	3	25	108	<b>21.60</b>
Andy Grothouse	St. John's	4	21	3	32	83	<b>20.75</b>
Ryan Bruns	Marion Local	1	7	0	6	20	<b>20.00</b>
Micaiah Cox	Fort Recovery	6	39	1	15	96	<b>16.00</b>
Carson Manger	New Bremen	6	27	7	20	95	<b>15.83</b>
Dustin Seitz	Marion Local	1	0	4	3	15	<b>15.00</b>
Tanner Bates	Parkway	6	14	14	16	86	<b>14.33</b>
Alex Odenweller	St. John's	4	5	14	4	56	<b>14.00</b>
Gabe Goodwin	Minster	1	2	2	4	14	<b>14.00</b>

## REBOUNDING

Name	School	Games	No.	Ave.
Ryan Mikesell	St. Henry	5	<b>58</b>	11.60
Carson Manger	New Bremen	6	<b>56</b>	9.33
Alex Britton	New Bremen	6	<b>51</b>	8.50
Jalen Fullenkamp	New Knoxville	5	<b>42</b>	8.40
Macaiah Cox	Fort Recovery	6	<b>40</b>	6.67
Kyle Ahrens	Versailles	4	<b>36</b>	9.00
Trey Naylor	New Bremen	6	<b>30</b>	5.00
Caleb Martin	Fort Recovery	6	<b>29</b>	4.83
Brandon Gibson	Parkway	6	<b>29</b>	4.83
Sage Dugan	Parkway	6	<b>29</b>	4.83

## FG PERCENTAGE

at least 25 Attempts

Name	School	FG	FGA	%
Ryan Mikesell	<b>St. Henry</b>	47	74	<b>63.51%</b>
Jalen Fullenkamp	<b>New Knoxville</b>	40	65	<b>61.54%</b>
Andrew Arnett	<b>New Knoxville</b>	27	44	<b>61.36%</b>
Macaiah Gox	<b>Fort Recovery</b>	40	66	<b>60.61%</b>
Alex Britton	<b>New Bremen</b>	24	42	<b>57.14%</b>
Jace Barga	<b>Versailles</b>	23	41	<b>56.10%</b>
Kyle Ahrens	<b>Versailles</b>	39	71	<b>54.93%</b>
Alex Odenweller	<b>St. John's</b>	19	36	<b>52.78%</b>
Sage Dugan	<b>Parkway</b>	22	42	<b>52.38%</b>
Tyler Conley	<b>St. John's</b>	15	29	<b>51.72%</b>

## FT PERCENTAGE

at least 15 attempts

Name	School	FT	FTA	%
Tanner Bates	<b>Parkway</b>	16	18	<b>88.89%</b>
Carson Manger	<b>New Bremen</b>	20	23	<b>86.96%</b>
Andy Grothouse	<b>St. John's</b>	32	38	<b>84.21%</b>
Jalen Fullenkamp	<b>New Knoxville</b>	25	30	<b>83.33%</b>
Ryan Mikesell	<b>St. Henry</b>	21	26	<b>80.77%</b>
Kyle Ahrens	<b>Versailles</b>	25	31	<b>80.65%</b>
Nolan Fox	<b>New Bremen</b>	13	18	<b>72.22%</b>
Justin Ahrens	<b>Versailles</b>	11	16	<b>68.75%</b>
Alex Britton	<b>New Bremen</b>	16	24	<b>66.67%</b>
Nick Topp	<b>New Knoxville</b>	10	15	<b>66.67%</b>

## ASSISTS

Name	School	Games	NO.	Ave.
Brandon Schoen	<b>Fort Recovery</b>	6	<b>29</b>	4.83
Trey Naylor	<b>New Bremen</b>	6	<b>25</b>	4.17
Andrew Arnett	<b>New Knoxville</b>	5	<b>23</b>	4.60
Evan Hays	<b>St. John's</b>	4	<b>22</b>	5.50
Tanner Bates	<b>Parkway</b>	6	<b>22</b>	3.67
Brandon Gibson	<b>Parkway</b>	6	<b>18</b>	3.00
Ryan Mikesell	<b>St. Henry</b>	5	<b>16</b>	3.20
Caleb Bender	<b>St. Henry</b>	5	<b>15</b>	3.00
Jalen Fullenkamp	<b>New Knoxville</b>	5	<b>14</b>	2.80
Brett McEldowney	<b>Versailles</b>	5	<b>14</b>	2.80

## SHOT BLOCKS

Name	School	Games	NO.	Ave.
Ryan Mikesell	St. Henry	5	26	5.20
Nolan Fox	New Bremen	6	13	2.17
Carson Manger	New Bremen	6	8	1.33
Wes Wenning	Fort Recovery	6	7	1.17
Caleb Martin	Fort Recovery	6	6	1.00
Justin Marshal	Versailles	5	6	1.20
Kyle Ahrens	Versailles	4	6	1.50
Micaiah Cox	Fort Recovery	6	5	0.83
Justin Ahrens	Versailles	5	4	0.80
Andy Brunet	Coldwater	3	4	1.33

## STEALS

Name	School	Games	NO.	Ave.
Carson Manger	New Bremen	6	19	3.17
Darien Sheffer	Fort Recovery	6	10	1.67
Brandon Schoen	Fort Recovery	6	11	1.83
Brody Adams	Parkway	6	10	1.67
Kyle Schroer	Fort Recovery	6	11	1.83
Brandon Gibson	Parkway	6	13	2.17
Andy Grothouse	St. John's	4	9	2.25

*6 Players with 8 Steals Apiece*

## 3-POINT FG %

at least 12 attempts

Name	School	FG	FGA	%
Alex Odenweller	St. John's	14	27	51.85%
Mitch Stammen	St. Henry	6	12	50.00%
Jace Barga	Versailles	9	18	50.00%
Shane Topp	New Knoxville	14	30	46.67%
Evan Prenger	St. Henry	6	13	46.15%
Brett McEldowney	Versailles	10	22	45.45%
Kyle Ahrens	Versailles	10	24	41.67%
Tanner Bates	Parkway	7	17	41.18%
Ryan Mikesell	St. Henry	10	26	38.46%
Brandon Gibson	Parkway	7	19	36.84%

## 3-POINTERS MADE

Name	School	Games	NO.	Ave.
Alex Odenweller	<b>St. John's</b>	4	<b>14</b>	3.50
Shane Topp	<b>New Knoxville</b>	5	<b>14</b>	2.80
Tanner Bates	<b>Parkway</b>	6	<b>14</b>	2.33
Kyle Ahrens	<b>Versailles</b>	4	<b>10</b>	2.50
Ryan Mikesell	<b>St. Henry</b>	5	<b>10</b>	2.00
Brett McEldowney	<b>Versailles</b>	5	<b>10</b>	2
Jace Barga	<b>Versailles</b>	5	<b>9</b>	1.80
Brody Adams	<b>Parkway</b>	6	<b>7</b>	1.17
Brandon Gibson	<b>Parkway</b>	6	<b>7</b>	1.17
Carson Manger	<b>New Bremen</b>	6	<b>7</b>	1.17